

# MEN'S BASKETBALL HISTORY



## 1982-83 SEASON REVIEW

	Mid-Con			Overall		
	W	L	Pct.	W	L	Pct.
Western Illinois	9	3	.750	20	11	.645
Eastern Illinois	8	4	.667	13	18	.419
SW Missouri State	6	3	.667	13	15	.464
Illinois-Chicago	7	4	.636	16	12	.571
Northern Iowa	6	5	.545	13	18	.419
Valparaiso	4	9	.308	13	15	.464
Cleveland State	1	4	.200	8	20	.286
UW-Green Bay	2	11	.154	9	19	.321

**THERE WAS NO MID-CON TOURNAMENT HELD IN 1983**

### FIRST TEAM ALL MID-CON

Ivan Daniels, Illinois-Chicago  
 Joe Dykstra, Western Illinois  
 Eric Jackson, Western Illinois  
 Kevin Jones, Eastern Illinois  
 John Meyne, Valparaiso

### SECOND TEAM ALL MID-CON

Anthony Boggs, SW Missouri State  
 Brent Carmichael, Northern Iowa  
 Craig Lathan, Illinois-Chicago  
 Joe Ward, SW Missouri State  
 Dave Youdath, Cleveland State

### PLAYER OF THE YEAR

Joe Dykstra, Western Illinois

### COACH OF THE YEAR

Jack Margenthaler, Western Illinois

## 1983-84 SEASON REVIEW

	Mid-Con			Overall		
	W	L	Pct.	W	L	Pct.
Illinois-Chicago	12	2	.857	22	7	.759
Northern Iowa	10	4	.714	18	10	.643
SW Missouri State	9	5	.643	18	10	.643
Eastern Illinois	7	7	.500	15	13	.536
Western Illinois	6	8	.429	17	13	.567
UW-Green Bay	5	9	.357	9	19	.321
Cleveland State	4	10	.286	14	16	.467
Valparaiso	3	11	.214	9	19	.321

### MID-CON TOURNAMENT • March 9-11 • Springfield, Mo.

**Quarterfinals** (1) Illinois-Chicago 67, (8) Valparaiso 46  
 (7) Cleveland State 93, (2) Northern Iowa 79 (OT)  
 (3) SW Missouri State 58, (6) UW-Green Bay 51  
 (5) Western Illinois 81, (4) Eastern Illinois 65

**Semifinals** (5) Western Illinois 87, (1) Illinois-Chicago 67  
 (7) Cleveland State 59, (3) SW Missouri State 58

**Championship** (5) Western Illinois 73, (7) Cleveland State 64

**All-Tourney Team:** Todd Hutcheson, WIU (MVP); Johnny Holman, WIU; Craig Lathan, UIC; Rick Resetich, WIU; Chris Scott, SMS

### FIRST TEAM ALL MID-CON

Jon Collins, Eastern Illinois  
 Ivan Daniels, Illinois-Chicago  
 Todd Hutcheson, Western Illinois  
 Randy Kraayenbrink, Northern Iowa  
 Craig Lathan, Illinois-Chicago  
 Dave Youdath, Cleveland State

### SECOND TEAM ALL MID-CON

Anthony Boggs, SW Missouri State  
 Herbert King, Northern Iowa  
 John Meyne, Valparaiso  
 Chris Scott, SW Missouri State  
 Richard Sims, UW-Green Bay

### ALL-NEWCOMER TEAM

Jon Collins, Eastern Illinois  
 Johnny Holman, Western Illinois  
 Rick Pickren, Valparaiso  
 Clinton Ransey, Cleveland State  
 Richard Sims, UW-Green Bay  
 Scott Stafford, Northern Iowa  
 Randy Strange, SW Missouri State

### PLAYER OF THE YEAR

Craig Lathan, Illinois-Chicago

### CO-COACHES OF THE YEAR

Willie Little, Illinois-Chicago  
 Charlie Spoonhour, SW Missouri State

### NEWCOMER OF THE YEAR

Jon Collins, Eastern Illinois

## 1984-85 SEASON REVIEW

	Mid-Con			Overall		
	W	L	Pct.	W	L	Pct.
Cleveland State	11	3	.786	21	8	.724
Western Illinois	10	4	.714	14	14	.500
Eastern Illinois	9	5	.643	20	10	.667
SW Missouri State	8	6	.571	17	13	.567
Illinois-Chicago	7	7	.500	14	14	.500
Northern Iowa	6	8	.429	12	16	.429
Valparaiso	4	10	.286	8	20	.286
UW-Green Bay	1	13	.071	4	24	.143

### MID-CON TOURNAMENT • March 6-10 • High Seeds/Championship at Springfield, Mo.

**Quarterfinals** (1) Cleveland State 85, (8) UW-Green Bay 67  
 (2) Western Illinois 76, (7) Valparaiso 71  
 (3) Eastern Illinois 66, (6) Northern Iowa 65  
 (4) SW Missouri State 104, (5) Illinois-Chicago 86

**Semifinals** (4) SW Missouri State 79, (1) Cleveland State 76  
 (3) Eastern Illinois 76, (2) Western Illinois 71

**Championship** (3) Eastern Illinois 75, (4) SW Missouri State 64

**All-Tourney Team:** No team selected

### FIRST TEAM ALL MID-CON

Jon Collins, Eastern Illinois  
 Ivan Daniels, Illinois-Chicago  
 Randy Kraayenbrink, Northern Iowa  
 Clinton Ransey, Cleveland State  
 Clinton Smith, Cleveland State

### SECOND TEAM ALL MID-CON

Dirk Androff, Eastern Illinois  
 J.D. Dykstra, Western Illinois  
 Johnny Holman, Western Illinois  
 Randy Strange, SW Missouri State  
 Brian Wilson, Illinois-Chicago

### ALL-NEWCOMER TEAM

Bob Crawford, Cleveland State  
 Larry Dougherty, Valparaiso  
 Handy Johnson, SW Missouri State  
 Eric Longino, Illinois-Chicago  
 Clinton Smith, Cleveland State

### PLAYER OF THE YEAR

Jon Collins, Eastern Illinois

### COACH OF THE YEAR

Kevin Mackey, Cleveland State

### NEWCOMER OF THE YEAR

Clinton Smith, Cleveland State



# MEN'S BASKETBALL HISTORY

## 1985-86 SEASON REVIEW

	Mid-Con			Overall		
	W	L	Pct.	W	L	Pct.
Cleveland State	13	1	.929	29	4	.879
SW Missouri State	10	4	.714	24	8	.750
Eastern Illinois	8	6	.571	19	13	.594
Western Illinois	7	7	.500	13	15	.464
Illinois-Chicago	7	7	.500	13	16	.448
Valparaiso	5	9	.357	9	19	.321
UW-Green Bay	3	11	.214	5	23	.179
Northern Iowa	3	11	.214	8	19	.296

### FIRST TEAM ALL MID-CON

Jon Collins, Eastern Illinois  
 Kevin Duckworth, Eastern Illinois  
 Winston Garland, SW Missouri State  
 Clinton Ransey, Cleveland State  
 Clinton Smith, Cleveland State  
 Paul Schlegel, SW Missouri State

### PLAYER OF THE YEAR

Jon Collins, Eastern Illinois

MID-CON TOURNAMENT • March 6-8 • Springfield, Mo.	
<b>Quarterfinals</b>	(1) Cleveland State 73, (8) Northern Iowa 68 (2) SW Missouri State 63, (7) UW-Green Bay 50 (3) Eastern Illinois 85, (6) Valparaiso 65 (5) Illinois-Chicago 71, (4) Western Illinois 68
<b>Semifinals</b>	(1) Cleveland State 100, (5) Illinois-Chicago 84 (3) Eastern Illinois 71, (2) SW Missouri State 67
<b>Championship</b>	(1) Cleveland State 70, (3) Eastern Illinois 66
<b>All-Tourney Team:</b>	Jon Collins, EIU; Kevin Duckworth, EIU (MVP); Winston Garland, SMS; Ken McFadden, CSU; Clinton Smith, CSU

### SECOND TEAM ALL MID-CON

Harry Bell, Valparaiso  
 Randy Kraayenbrink, Northern Iowa  
 Eric Longino, Illinois-Chicago  
 Ken McFadden, Cleveland State  
 Eric Mudd, Cleveland State

### COACH OF THE YEAR

Kevin Mackey, Cleveland State

### ALL-NEWCOMER TEAM

Greg Bell, SW Missouri State  
 Winston Garland, SW Missouri State  
 Willie Jett, Illinois-Chicago  
 Ken McFadden, Cleveland State  
 Scott Plondke, Northern Iowa

### NEWCOMER OF THE YEAR

Winston Garland, SW Missouri State

## 1986-87 SEASON REVIEW

	Mid-Con			Overall		
	W	L	Pct.	W	L	Pct.
SW Missouri State	13	1	.929	28	6	.824
Cleveland State	10	4	.714	25	8	.758
Illinois-Chicago	9	5	.643	17	15	.531
UW-Green Bay	8	6	.571	15	14	.517
Northern Iowa	7	7	.500	13	15	.464
Valparaiso	4	10	.286	12	16	.429
Eastern Illinois	3	11	.214	9	19	.321
Western Illinois	2	12	.143	12	16	.429

### FIRST TEAM ALL MID-CON

Harry Bell, Valparaiso  
 Winston Garland, SW Missouri State  
 Bobby Locke, Illinois-Chicago  
 Ken McFadden, Cleveland State  
 Clinton Ransey, Cleveland State

### PLAYER OF THE YEAR

Winston Garland, SW Missouri State

MID-CON TOURNAMENT • March 5-7 • Springfield, Mo.	
<b>Quarterfinals</b>	(1) SW Missouri State 81, (8) Western Illinois 60 (2) Cleveland State 60, (7) Eastern Illinois 53 (3) Illinois-Chicago 95, (6) Valparaiso 75 (4) UW-Green Bay 75, (5) Northern Iowa 69
<b>Semifinals</b>	(1) SW Missouri State 61, (4) UW-Green Bay 59 (2) Cleveland State 94, (3) Illinois-Chicago 78
<b>Championship</b>	(1) SW Missouri State 90, (2) Cleveland State 87
<b>All-Tourney Team:</b>	Greg Bell, SMS; Winston Garland, SMS (MVP); Ken McFadden, CSU; Frank Nardi, UWGB; Clinton Ransey, CSU

### SECOND TEAM ALL MID-CON

Mike Ayers, Western Illinois  
 Greg Bell, SW Missouri State  
 Greg McDermott, Northern Iowa  
 Basil Robinson, SW Missouri State  
 Richard Sims, UW-Green Bay

### COACH OF THE YEAR

Charlie Spoonhour, SW Missouri State

### ALL-NEWCOMER TEAM

Mike Ayers, Western Illinois  
 Ed Hall, Illinois-Chicago  
 Tony Hemphill, Eastern Illinois  
 Maurice Newby, Northern Iowa  
 Jason Reese, Northern Iowa

### NEWCOMER OF THE YEAR

Mike Ayers, Western Illinois

## 1987-88 SEASON REVIEW

	Mid-Con			Overall		
	W	L	Pct.	W	L	Pct.
SW Missouri State	12	2	.857	22	7	.759
Cleveland State	11	3	.786	22	8	.733
UW-Green Bay	9	5	.643	18	9	.667
Eastern Illinois	7	7	.500	17	11	.607
Western Illinois	6	8	.429	15	12	.556
Illinois-Chicago	4	10	.286	8	20	.286
Northern Iowa	4	10	.286	10	18	.357
Valparaiso	3	11	.214	12	16	.429

### FIRST TEAM ALL MID-CON

Ken McFadden, Cleveland State  
 Eric Mudd, Cleveland State  
 Kelby Stuckey, SW Missouri State  
 Jay Taylor, Eastern Illinois  
 Stan Worthy, SW Missouri State

### PLAYER OF THE YEAR

Ken McFadden, Cleveland State

THERE WAS NO MID-CON TOURNAMENT HELD IN 1988	
--	--

### SECOND TEAM ALL MID-CON

Harry Bell, Valparaiso  
 Clay Holt, SW Missouri State  
 Frank Nardi, UW-Green Bay  
 Dwayne Scott, Western Illinois  
 Richard Sims, UW-Green Bay

### COACH OF THE YEAR

Charlie Spoonhour, SW Missouri State

### ALL-NEWCOMER TEAM

Jeff Delaney, Illinois-Chicago  
 Keith Jackson, SW Missouri State  
 Doug Lewis, SW Missouri State  
 Steve Phyle, Northern Iowa  
 William Stanley, Cleveland State

### NEWCOMER OF THE YEAR

Doug Lewis, SW Missouri State

# MEN'S BASKETBALL HISTORY



## 1988-89 SEASON REVIEW

	Mid-Con			Overall		
	W	L	Pct.	W	L	Pct.
SW Missouri State	10	2	.833	21	10	.677
Northern Iowa	8	4	.667	19	9	.679
Eastern Illinois	7	5	.583	16	16	.500
UW-Green Bay	6	6	.500	14	14	.500
Valparaiso	4	8	.333	10	19	.345
Western Illinois	4	8	.333	9	19	.321
Illinois-Chicago	3	9	.250	13	17	.433
Cleveland State	Ineligible			16	12	.571

### FIRST TEAM ALL MID-CON

Jim Ford, Valparaiso  
 Ken McFadden, Cleveland State  
 Jason Reese, Northern Iowa  
 Kelby Stuckey, SW Missouri State  
 Jay Taylor, Eastern Illinois

### PLAYER OF THE YEAR

Jay Taylor, Eastern Illinois

### MID-CONTOURNAMENT • March 6-8 • Springfield, Mo.

<b>Quarterfinals</b>	(1) SW Missouri State, bye (7) Illinois-Chicago 90, (2) Northern Iowa 69 (3) Eastern Illinois 81, (6) Western Illinois 47 (5) Valparaiso 53, (4) UW-Green Bay 51
<b>Semifinals</b>	(1) SW Missouri State 82, (5) Valparaiso 50 (7) Illinois-Chicago 91, (3) Eastern Illinois 75
<b>Championship</b>	(1) SW Missouri State 73, (7) Illinois-Chicago 67
<b>All-Tourney Team:</b>	Tony Freeman, UIC; Chris Harris, UIC; Hubert Henderson, SMS (MVP); Kelby Stuckey, SMS; Jay Taylor, EIU

### SECOND TEAM ALL MID-CON

Tony Bennett, UW-Green Bay  
 Hubert Henderson, SW Missouri State  
 Derrick Johnson, Illinois-Chicago  
 Brian Parker, Cleveland State  
 Steve Phylfe, Northern Iowa

### COACH OF THE YEAR

Eldon Miller, Northern Iowa

### ALL-NEWCOMER TEAM

Tony Bennett, UW-Green Bay  
 Tony Freeman, Illinois-Chicago  
 Johnny Hawk, Western Illinois  
 Hubert Henderson, SW Missouri State  
 Brian Parker, Cleveland State

### NEWCOMER OF THE YEAR

Tony Bennett, UW-Green Bay

## 1989-90 SEASON REVIEW

	Mid-Con			Overall		
	W	L	Pct.	W	L	Pct.
SW Missouri State	11	1	.917	22	7	.759
UW-Green Bay	9	3	.750	24	8	.750
Western Illinois	6	6	.500	16	13	.552
Northern Iowa	6	6	.500	23	9	.719
Illinois-Chicago	6	6	.500	16	12	.571
Eastern Illinois	3	9	.250	10	18	.357
Valparaiso	1	11	.083	4	24	.143
Cleveland State	Ineligible			15	13	.536

### FIRST TEAM ALL MID-CON

Tony Bennett, UW-Green Bay  
 Lee Campbell, SW Missouri State  
 Chris Harris, Illinois-Chicago  
 Jason Reese, Northern Iowa  
 Darryl Reid, SW Missouri State

### PLAYER OF THE YEAR

Lee Campbell, SW Missouri State

### MID-CON TOURNAMENT • March 5-7 • Cedar Falls, Iowa

<b>Quarterfinals</b>	(1) SW Missouri State, bye (2) UW-Green Bay 64, (7) Valparaiso 57 (3) Western Illinois 71, (6) Eastern Illinois 57 (4) Northern Iowa 99, (5) Illinois-Chicago 94 (3 OT)
<b>Semifinals</b>	(4) Northern Iowa 63, (1) SW Missouri State 61 (2) UW-Green Bay 49, (3) Western Illinois 46
<b>Championship</b>	(4) Northern Iowa 53, (2) UW-Green Bay 45
<b>All-Tourney Team:</b>	Tony Bennett, UWGB; Lee Campbell, SMS; Troy Muilenburg, UNI; Dale Turner, UNI; Jason Reese, UNI (MVP)

### SECOND TEAM ALL MID-CON

Arnold Bernard, SW Missouri State  
 Johnny Hawk, Western Illinois  
 Corwin Hunt, Illinois-Chicago  
 Mike Jones, Valparaiso  
 Brian Parker, Cleveland State  
 Ken Robertson, Cleveland State

### COACH OF THE YEAR

Dick Bennett, UW-Green Bay

### ALL-NEWCOMER TEAM

Ron Ateman, Western Illinois  
 Arnold Bernard, SW Missouri State  
 Jeff Ford, SW Missouri State  
 Tracy Gipson, Valparaiso  
 Darryl Reid, SW Missouri State

### NEWCOMER OF THE YEAR

Darryl Reid, SW Missouri State

## 1990-91 SEASON REVIEW

	Mid-Con			Overall		
	W	L	Pct.	W	L	Pct.
Northern Illinois	14	2	.875	25	6	.806
UW-Green Bay	13	3	.813	24	7	.774
Eastern Illinois	8	8	.500	12	16	.429
Cleveland State	8	8	.500	12	16	.429
Northern Iowa	8	8	.500	13	19	.406
Western Illinois	6	10	.375	13	15	.464
Akron	6	10	.375	15	13	.536
Illinois-Chicago	5	11	.313	15	15	.500
Valparaiso	2	14	.125	5	22	.185

### FIRST TEAM ALL MID-CON

Ron Ateman, Western Illinois  
 Tony Bennett, UW-Green Bay  
 Pete Freeman, Akron  
 Steve Givens, Cleveland State  
 Donnell Thomas, Northern Illinois  
 Donald Whiteside, Northern Illinois

### PLAYER OF THE YEAR

Tony Bennett, UW-Green Bay

### MID-CON TOURNAMENT • March 3-5 • Green Bay, Wis.

<b>Quarterfinals</b>	(1) Northern Illinois 77, (8) Illinois-Chicago 52 (2) UW-Green Bay 85, (7) Akron 61 (3) Eastern Illinois 79, (6) Western Illinois 75 (5) Northern Iowa 79, (4) Cleveland State 75
<b>Semifinals</b>	(1) Northern Illinois 76, (5) Northern Iowa 63 (OT) (2) UW-Green Bay 63, (3) Eastern Illinois 54
<b>Championship</b>	(2) UW-Green Bay 56, (1) Northern Illinois 39
<b>All-Tourney Team:</b>	Tony Bennett, UWGB (MVP); Barry Johnson, EIU; Donnell Thomas, NIU; Dean Vander Plas, UWGB; Donald Whiteside, NIU

### SECOND TEAM ALL MID-CON

Tracy Gipson, Valparaiso  
 Brian Hill, Illinois-Chicago  
 Gerald Jones, Eastern Illinois  
 Troy Muilenburg, Northern Iowa  
 Steve Rowe, Eastern Illinois

### COACH OF THE YEAR

Jim Molinari, Northern Illinois

### ALL-NEWCOMER TEAM

Roy Coleman, Akron  
 Preston Lewis, Western Illinois  
 Mike Lipinsky, Northern Illinois  
 Anthony Reed, Cleveland State  
 Mike Wawrzyniak, Cleveland State

### NEWCOMER OF THE YEAR

Roy Coleman, Akron



# MEN'S BASKETBALL HISTORY

## 1991-92 SEASON REVIEW

	Mid-Con			Overall		
	W	L	Pct.	W	L	Pct.
UW-Green Bay	14	2	.875	25	5	.833
Akron	10	6	.625	16	12	.571
Illinois-Chicago	10	6	.625	16	14	.533
Eastern Illinois	9	7	.563	17	14	.548
Wright State	9	7	.563	15	13	.536
Northern Illinois	7	9	.438	11	17	.393
Cleveland State	7	9	.438	16	13	.552
Western Illinois	4	12	.250	10	18	.357
Valparaiso	2	14	.125	5	22	.185

### FIRST TEAM ALL MID-CON

Tony Bennett, UW-Green Bay  
 Roy Coleman, Akron  
 Bill Edwards, Wright State  
 Barry Johnson, Eastern Illinois  
 Kenny Williams, Illinois-Chicago

### PLAYER OF THE YEAR

Tony Bennett, UW-Green Bay

### MID-CON TOURNAMENT • March 8-10 • Cleveland, Ohio

<b>Quarterfinals</b>	(1) UW-Green Bay 59, (8) Western Illinois 37 (7) Cleveland State 80, (2) Akron 77 (OT) (3) Illinois-Chicago 80, (6) Northern Illinois 66 (4) Eastern Illinois 84, (5) Wright State 72
<b>Semifinals</b>	(4) Eastern Illinois 75, (1) UW-Green Bay 65 (3) Illinois-Chicago 83, (7) Cleveland State 59
<b>Championship</b>	(4) Eastern Illinois 83, (3) Illinois-Chicago 68
<b>All-Tourney Team:</b>	Tony Bennett, UWGB; Brian Hill, UIC; Dave Olson, EIU; Steve Rowe, EIU (MVP); Kenny Williams, UIC

### SECOND TEAM ALL MID-CON

Gravelle Craig, Cleveland State  
 Tracy Gipson, Valparaiso  
 Brian Hill, Illinois-Chicago  
 Brian Molis, Northern Illinois  
 Steve Rowe, Eastern Illinois

### COACH OF THE YEAR

Dick Bennett, UW-Green Bay

### ALL-NEWCOMER TEAM

Lance Barker, Valparaiso  
 Mario Bell, Akron  
 Craig Caldwell, Cleveland State  
 Charles Turner, Western Illinois  
 Vaurice Patterson, Northern Illinois

### NEWCOMER OF THE YEAR

Lance Barker, Valparaiso

## 1992-93 SEASON REVIEW

	Mid-Con			Overall		
	W	L	Pct.	W	L	Pct.
Cleveland State	15	1	.938	22	6	.786
Northern Illinois	10	6	.625	15	12	.556
Wright State	10	6	.625	20	10	.667
Illinois-Chicago	9	7	.563	17	15	.531
UW-Green Bay	9	7	.563	13	14	.481
Eastern Illinois	7	9	.438	10	17	.370
Valparaiso	7	9	.438	12	16	.429
Western Illinois	4	12	.250	8	19	.296
Youngstown State	1	15	.063	3	23	.115

### FIRST TEAM ALL MID-CON

Gravelle Craig, Cleveland State  
 Bill Edwards, Wright State  
 Tracy Gipson, Valparaiso  
 Sam Mitchell, Cleveland State  
 Kenny Williams, Illinois-Chicago

### PLAYER OF THE YEAR

Bill Edwards, Wright State

### MID-CON TOURNAMENT • March 6-8 • Dayton, Ohio

<b>Quarterfinals</b>	(1) Cleveland State 64, (8) Western Illinois 53 (7) Valparaiso 83, (2) Northern Illinois 75 (3) Wright State 94, (6) Eastern Illinois 58 (4) Illinois-Chicago 46, (5) UW-Green Bay 43
<b>Semifinals</b>	(4) Illinois-Chicago 96, (1) Cleveland State 68 (3) Wright State 82, (7) Valparaiso 72
<b>Championship</b>	(3) Wright State 94, (4) Illinois-Chicago 88
<b>All-Tourney Team:</b>	Bill Edwards, WSU (MVP); Sherell Ford, UIC; Mike Nahar, WSU; Kenny Williams, UIC; Mark Woods, WSU

### SECOND TEAM ALL MID-CON

Randy Fens, Northern Illinois  
 Sherell Ford, Illinois-Chicago  
 Anthony Reed, Cleveland State  
 Dean Rondorf, UW-Green Bay  
 Casey Schmidt, Valparaiso  
 Mark Woods, Wright State

### COACH OF THE YEAR

Mike Boyd, Cleveland State

### ALL-NEWCOMER TEAM

Sherell Ford, Illinois-Chicago  
 Sam Mitchell, Cleveland State  
 David Redmon, Cleveland State  
 Casey Schmidt, Valparaiso  
 Randy Tucker, Northern Illinois

### NEWCOMER OF THE YEAR

Sam Mitchell, Cleveland State

## 1993-94 SEASON REVIEW

	Mid-Con			Overall		
	W	L	Pct.	W	L	Pct.
UW-Green Bay	15	3	.833	27	7	.794
Illinois-Chicago	14	4	.778	20	9	.690
Valparaiso	14	4	.778	20	8	.714
Cleveland State	9	9	.500	14	15	.483
Wright State	9	9	.500	12	18	.400
Eastern Illinois	7	11	.389	12	15	.444
Northern Illinois	7	11	.389	10	17	.370
UW-Milwaukee	7	11	.389	10	17	.370
Western Illinois	5	13	.278	7	20	.259
Youngstown State	3	15	.167	5	21	.192

### FIRST TEAM ALL MID-CON

Sherell Ford, Illinois-Chicago  
 Jeff Nordgaard, UW-Green Bay  
 David Redmon, Valparaiso  
 Casey Schmidt, Valparaiso  
 Kenny Williams, Illinois-Chicago

### PLAYER OF THE YEAR

Kenny Williams, Illinois-Chicago

### MID-CON TOURNAMENT • March 6-8 • Chicago, Ill. (Rosemont Horizon)

<b>Quarterfinals</b>	(1) UW-Green Bay 79, (8) Western Illinois 39 (2) Illinois-Chicago 87, (7) Northern Illinois 77 (3) Valparaiso 74, (6) Eastern Illinois 62 (4) Cleveland State 70, (5) Wright State 67
<b>Semifinals</b>	(1) UW-Green Bay 93, (4) Cleveland State 63 (2) Illinois-Chicago 84, (3) Valparaiso 79
<b>Championship</b>	(1) UW-Green Bay 61, (2) Illinois-Chicago 56
<b>All-Tourney Team:</b>	Sherell Ford, UIC (MVP); John Martinez, UWGB; Jeff Nordgaard, UWGB; Casey Schmidt, VU; Kenny Williams, UIC

### SECOND TEAM ALL MID-CON

Michael Hughes, UW-Milwaukee  
 Louis Jordan, Eastern Illinois  
 Sam Mitchell, Cleveland State  
 Mike Nahar, Wright State  
 Randy Tucker, Northern Illinois

### COACH OF THE YEAR

Homer Drew, Valparaiso

### ALL-NEWCOMER TEAM

Michael Hughes, UW-Milwaukee  
 Jamal Robinson, Northern Illinois  
 Michael Simmons, Illinois-Chicago  
 Andre Smith, Youngstown State  
 Garrick Vicks, Western Illinois

### NEWCOMER OF THE YEAR

Michael Hughes, UW-Milwaukee

# MEN'S BASKETBALL HISTORY



## 1994-95 SEASON REVIEW

	Mid-Con			Overall		
	W	L	Pct.	W	L	Pct.
Valparaiso	14	4	.778	20	8	.714
Western Illinois	13	5	.722	20	8	.714
Buffalo	12	6	.667	18	10	.643
Youngstown State	10	8	.556	18	10	.643
Troy State	10	8	.556	11	16	.407
Eastern Illinois	10	8	.556	16	13	.552
UMKC	7	11	.389	7	19	.269
Central Conn. State	6	12	.333	8	18	.308
Chicago State	6	12	.333	6	20	.231
Northeastern Illinois	2	16	.111	4	22	.154

### FIRST TEAM ALL MID-CON

Cameron Boozer, Troy State  
Darecko Rawlins, UMKC  
David Redmon, Valparaiso  
Garrick Vicks, Western Illinois  
Rasaun Young, Buffalo

### PLAYER OF THE YEAR

David Redmon, Valparaiso

### MID-CON TOURNAMENT • March 3-7 • High Seeds/Championship at Valparaiso, Ind.

<b>Quarterfinals</b>	(1) Valparaiso, bye (2) Western Illinois, bye (3) Buffalo 70, (6) Eastern Illinois 65 (4) Youngstown State 90, (5) Troy State 83
<b>Semifinals</b>	(1) Valparaiso 77, (4) Youngstown State 52 (2) Western Illinois 76, (3) Buffalo 70
<b>Championship</b>	(1) Valparaiso 88, (2) Western Illinois 85 (3 OT)
<b>All-Tourney Team:</b>	Bryce Drew, VU (MVP); Chris Ensminger, VU; Andre Humphrey, WIU; David Redmon, VU; Garrick Vicks, WIU

### SECOND TEAM ALL MID-CON

Modie Cox, Buffalo  
Bryce Drew, Valparaiso  
Chris Ensminger, Valparaiso  
Derrick Landrus, Eastern Illinois  
Andre Smith, Youngstown State

### COACH OF THE YEAR

Homer Drew, Valparaiso

### ALL-NEWCOMER TEAM

Anthony Allison, Valparaiso  
Keith Closs, Central Connecticut State  
Bryce Drew, Valparaiso  
Bill Langheim, Central Connecticut State  
Mike Martinho, Buffalo  
Fred Spencer, Troy State

### NEWCOMER OF THE YEAR

Bryce Drew, Valparaiso

## 1995-96 SEASON REVIEW

	Mid-Con			Overall		
	W	L	Pct.	W	L	Pct.
*Valparaiso	13	5	.722	22	10	.688
Western Illinois	12	6	.667	17	12	.586
UMKC	10	8	.556	12	15	.444
Buffalo	10	8	.556	13	14	.481
Northeastern Illinois	10	8	.556	14	13	.519
Eastern Illinois	9	9	.500	13	15	.464
Central Conn. State	9	9	.500	13	15	.464
Troy State	8	10	.444	11	16	.407
Youngstown State	7	11	.389	12	15	.444
Chicago State	2	16	.111	2	25	.074

\*Includes forfeit win vs. Purdue later awarded by NCAA

### FIRST TEAM ALL MID-CON

Anthony Allison, Valparaiso  
Keith Closs, Central Connecticut State  
Bryce Drew, Valparaiso  
Chris Ensminger, Valparaiso  
Monte O'Quinn, Northeastern Illinois

### PLAYER OF THE YEAR

Anthony Allison, Valparaiso

### MID-CON TOURNAMENT • March 3-5 • Moline, Ill. (The Mark of the Quad Cities)

<b>Quarterfinals</b>	(1) Valparaiso 118, (8) Chicago State 83 (2) Western Illinois 69, (7) Youngstown State 48 (6) Central Connecticut State 89, (3) UMKC 83 (5) Eastern Illinois 59, (4) Buffalo 55
<b>Semifinals</b>	(1) Valparaiso 78, (5) Eastern Illinois 65 (2) Western Illinois 68, (6) Central Connecticut State 66
<b>Championship</b>	(1) Valparaiso 75, (2) Western Illinois 52
<b>All-Tourney Team:</b>	Bryce Drew, VU (MVP); Chris Ensminger, VU; Clint Ford, WIU; George Milsap, WIU; Garrett Petteway, CCSU

### SECOND TEAM ALL MID-CON

Andrell Hoard, Northeastern Illinois  
Mike Martinho, Buffalo  
George Milsap, Western Illinois  
Darecko Rawlins, UMKC  
Garrick Vicks, Western Illinois

### COACH OF THE YEAR

Homer Drew, Valparaiso

### ALL-NEWCOMER TEAM

Robert Harris, Buffalo  
Andrell Hoard, Northeastern Illinois  
Anthony Hunt, Youngstown State  
Janthony Joseph, Western Illinois  
Bernard Wheeler, Buffalo

### NEWCOMER OF THE YEAR

Andrell Hoard, Northeastern Illinois

## 1996-97 SEASON REVIEW

	Mid-Con			Overall		
	W	L	Pct.	W	L	Pct.
Valparaiso	13	3	.813	24	7	.774
Buffalo	11	5	.688	17	11	.607
Western Illinois	11	5	.688	19	10	.655
Troy State	10	6	.625	16	11	.593
Northeastern Illinois	8	8	.500	16	12	.571
UMKC	7	9	.438	10	17	.370
Youngstown State	4	12	.250	9	18	.333
Chicago State	4	12	.250	4	23	.148
Central Conn. State	4	12	.250	8	19	.296

### FIRST TEAM ALL MID-CON

Kory Billups, Chicago State  
Bryce Drew, Valparaiso  
Andrell Hoard, Northeastern Illinois  
Janthony Joseph, Western Illinois  
Mike Martinho, Buffalo  
Rasaun Young, Buffalo

### PLAYER OF THE YEAR

Bryce Drew, Valparaiso

### MID-CON TOURNAMENT • March 2-4 • Moline, Ill. (The Mark of the Quad Cities)

<b>Quarterfinals</b>	(1) Valparaiso 97, (8) Central Connecticut State 73 (2) Buffalo 81, (7) Chicago State 58 (3) Western Illinois 66, (6) Youngstown State 64 (4) Northeastern Illinois 75, (5) UMKC 48
<b>Semifinals</b>	(1) Valparaiso 88, (4) Northeastern Illinois 82 (OT) (3) Western Illinois 80, (2) Buffalo 77 (OT)
<b>Championship</b>	(1) Valparaiso 63, (3) Western Illinois 59
<b>All-Tourney Team:</b>	Bryce Drew, VU; Clint Ford, WIU; Andrell Hoard, NEIU; Janthony Joseph, WIU (MVP); Antanas Vilcinskis, VU

### SECOND TEAM ALL MID-CON

Chris Artis, Valparaiso  
Jeff Black, Troy State  
Clint Ford, Western Illinois  
Anthony Hunt, Youngstown State  
Sean Scott, Central Connecticut State

### COACH OF THE YEAR

Don Maestri, Troy State

### ALL-NEWCOMER TEAM

Terry Ackerman, Western Illinois  
Daveno Hines, Northeastern Illinois  
Terry Pickett, Troy State  
Terry Smith-Harris, Chicago State  
Zoran Viskovic, Valparaiso

### NEWCOMER OF THE YEAR

Daveno Hines, Northeastern Illinois



# MEN'S BASKETBALL HISTORY

## 1997-98 SEASON REVIEW

	Mid-Con			Overall		
	W	L	Pct.	W	L	Pct.
Valparaiso	13	3	.813	23	10	.697
Oral Roberts	12	4	.750	19	12	.613
Youngstown State	11	5	.688	20	9	.690
Western Illinois	11	5	.688	16	11	.593
Buffalo	9	9	.563	15	13	.536
UMKC	7	9	.438	9	18	.333
Southern Utah	4	12	.250	7	20	.259
Northeastern Illinois	3	13	.188	6	19	.240
Chicago State	2	14	.125	2	25	.074

### FIRST TEAM ALL MID-CON

Bryce Drew, Valparaiso  
 Tim Gill, Oral Roberts  
 Anthony Hunt, Youngstown State  
 Mike Martinho, Buffalo  
 Rocky Walls, Oral Roberts  
 Rasaun Young, Buffalo

### PLAYER OF THE YEAR

Bryce Drew, Valparaiso

### MID-CON TOURNAMENT • March 1-3 • Moline, Ill. (The Mark of the Quad Cities)

**Quarterfinals** (1) Valparaiso, bye  
 (2) Oral Roberts 94, (7) Southern Utah 84 (2 OT)  
 (3) Youngstown State 75, (6) UMKC 59  
 (5) Buffalo 81, (4) Western Illinois 74

**Semifinals**  
 (1) Valparaiso 84, (5) Buffalo 73  
 (3) Youngstown State 74, (2) Oral Roberts 60

**Championship**  
 (1) Valparaiso 67, (3) Youngstown State 48

**All-Tourney Team:** Bryce Drew, VU (MVP); Bill Jenkins, VU; Willie Spellman, YSU; Jamie Sykes, VU; Rasaun Young, UB

### SECOND TEAM ALL MID-CON

Tony Ackerman, Western Illinois  
 Kenyatta Clyde, Southern Utah  
 Willie Spellman, Youngstown State  
 Derrick Taylor, Oral Roberts  
 Zoran Viskovic, Valparaiso

### COACH OF THE YEAR

Dan Peters, Youngstown State

### ALL-NEWCOMER TEAM

David Brown, Youngstown State  
 Kenyatta Clyde, Southern Utah  
 Sherod Dent, UMKC  
 Shawn Doles, Western Illinois  
 Jermaine Hicks, Chicago State

### CO-NEWCOMERS OF THE YEAR

Jermaine Hicks, Chicago State  
 Kenyatta Clyde, Southern Utah

## 1998-99 SEASON REVIEW

	Mid-Con			Overall		
	W	L	Pct.	W	L	Pct.
Oral Roberts	10	4	.714	17	11	.607
Valparaiso	10	4	.714	23	9	.719
Western Illinois	9	5	.643	16	12	.571
Youngstown State	9	5	.643	14	14	.500
Southern Utah	6	8	.429	13	17	.433
IUPUI	6	8	.429	11	16	.407
UMKC	3	11	.214	8	22	.267
Chicago State	3	11	.214	3	24	.111
Oakland	-	-	-	12	15	.444

### FIRST TEAM ALL MID-CON

Lubos Barton, Valparaiso  
 Kenyatta Clyde, Southern Utah  
 Shawn Doles, Western Illinois  
 Eddie Smith, UMKC  
 Chad Wilkerson, Oral Roberts  
 Zoran Viskovic, Valparaiso

### PLAYER OF THE YEAR

Chad Wilkerson, Oral Roberts

### MID-CON TOURNAMENT • Feb. 28 - March 2 • Moline, Ill. (The Mark of the Quad Cities)

**Quarterfinals** (1) Oral Roberts, bye  
 (2) Valparaiso 81, (7) Chicago State 43  
 (3) Western Illinois 77, (6) UMKC 71  
 (4) Youngstown State 78, (5) Southern Utah 56

**Semifinals**  
 (2) Valparaiso 77, (3) Western Illinois 59  
 (1) Oral Roberts 72, (4) Youngstown State 58

**Championship**  
 (2) Valparaiso 73, (1) Oral Roberts 69

**All-Tourney Team:** Lubos Barton, VU; Milo Stovall, VU (MVP); Reggie Tate, ORU; Zoran Viskovic, VU; Chad Wilkerson, ORU

### SECOND TEAM ALL MID-CON

Don Carlisle, IUPUI  
 Brandon Creason, Western Illinois  
 Jermaine Hicks, Chicago State  
 Juan Martinez, Western Illinois  
 Derrick Taylor, Oral Roberts

### COACH OF THE YEAR

Jim Kerwin, Western Illinois

### ALL-NEWCOMER TEAM

Lubos Barton, Valparaiso  
 Elmer Brown, Youngstown State  
 Don Carlisle, IUPUI  
 Juan Martinez, Western Illinois  
 Ivan Vujic, Valparaiso

### NEWCOMER OF THE YEAR

Lubos Barton, Valparaiso

## 1999-00 SEASON REVIEW

	Mid-Con			Overall		
	W	L	Pct.	W	L	Pct.
Oakland	11	5	.688	13	17	.433
Valparaiso	10	6	.625	19	13	.594
Southern Utah	10	6	.625	16	13	.552
UMKC	10	6	.625	16	13	.552
Youngstown State	9	7	.563	12	16	.429
Oral Roberts	8	8	.500	13	17	.433
Chicago State	7	9	.438	10	18	.357
IUPUI	4	12	.250	7	21	.250
Western Illinois	3	13	.188	8	22	.267

### FIRST TEAM ALL MID-CON

Brad Buddenborg, Oakland  
 Fred House, Southern Utah  
 Tyson Hancock, Southern Utah  
 Michael Jackson, UMKC  
 Juan Martinez, Western Illinois  
 Eric Perry, Oral Roberts

### PLAYER OF THE YEAR

Michael Jackson, UMKC

### MID-CON TOURNAMENT • March 5-7 • Fort Wayne, Ind. (Memorial Coliseum)

**Quarterfinals** (1) Valparaiso, bye  
 (2) Southern Utah 78, (7) Western Illinois 68  
 (3) UMKC 62, (6) Chicago State 61  
 (5) Oral Roberts 67, (4) Youngstown State 59

**Semifinals**  
 (1) Valparaiso 71, (5) Oral Roberts 56  
 (2) Southern Utah 72, (3) UMKC 54

**Championship**  
 (1) Valparaiso 71, (2) Southern Utah 62

**All-Tourney Team:** Lubos Barton, VU (MVP); Fred House, SUU; Michael Jackson, UMKC; Jeff Monaco, SUU; Dwayne Toatley, VU

### SECOND TEAM ALL MID-CON

Lubos Barton, Valparaiso  
 Don Carlisle, IUPUI  
 Darrell Johns, Chicago State  
 Jeff Monaco, Southern Utah  
 Jason Rozycki, Oakland

### COACH OF THE YEAR

Greg Kampe, Oakland

### ALL-NEWCOMER TEAM

Tim Bryant, Chicago State  
 Raitis Grafts, Valparaiso  
 Fred House, Southern Utah  
 Michael Jackson, UMKC  
 Darrell Johns, Chicago State

### NEWCOMER OF THE YEAR

Michael Jackson, UMKC

# MEN'S BASKETBALL HISTORY



## 2000-01 SEASON REVIEW

	Mid-Con			Overall		
	W	L	Pct.	W	L	Pct.
Valparaiso	13	3	.813	24	8	.750
Southern Utah	13	3	.813	25	6	.806
Youngstown State	11	5	.688	19	11	.633
UMKC	9	7	.563	14	16	.467
Oakland	8	8	.500	12	16	.429
IUPUI	6	10	.375	11	18	.379
Oral Roberts	5	11	.313	10	19	.345
Western Illinois	5	11	.313	5	23	.179
Chicago State	2	14	.125	5	22	.185

### FIRST TEAM ALL MID-CON

Don Carlisle, IUPUI  
Raitis Grafts, Valparaiso  
Craig Haese, Youngstown State  
Fred House, Southern Utah  
Michael Jackson, UMKC  
Jeff Monaco, Southern Utah

### PLAYER OF THE YEAR

Jeff Monaco, Southern Utah

### MID-CON TOURNAMENT • March 4-6 • Fort Wayne, Ind. (Memorial Coliseum)

<b>Quarterfinals</b>	(1) Valparaiso 84, (8) Chicago State 72 (2) Southern Utah 66, (7) Western Illinois 53 (6) Oral Roberts 73, (3) Youngstown State 70 (5) IUPUI 54, (4) UMKC 52
<b>Semifinals</b>	(1) Valparaiso 65, (5) IUPUI 54 (2) Southern Utah 73, (6) Oral Roberts 62
<b>Championship</b>	(2) Southern Utah 62, (1) Valparaiso 59
<b>All-Tourney Team:</b>	Markius Barnes, ORU; Lubos Barton, VU; Dan Beus, SUU; Raitis Grafts, VU; Fred House, SUU (MVP); Jeff Monaco, SUU

### SECOND TEAM ALL MID-CON

Lubos Barton, Valparaiso  
Tony Jones, Chicago State  
Jason Rozycki, Oakland  
Milo Stovall, Valparaiso  
Dwayne Toatley, Valparaiso

### COACH OF THE YEAR

Bill Evans, Southern Utah

### ALL-NEWCOMER TEAM

Markius Barnes, Oral Roberts  
Dan Beus, Southern Utah  
Joaquim Gomes, Valparaiso  
Mike Helms, Oakland  
Michael Watson, UMKC

### CO-NEWCOMERS OF THE YEAR

Dan Beus, Southern Utah  
Mike Helms, Oakland

## 2001-02 SEASON REVIEW

	Mid-Con			Overall		
	W	L	Pct.	W	L	Pct.
Valparaiso	12	2	.857	25	8	.758
Oral Roberts	10	4	.714	17	14	.548
Oakland	10	4	.714	17	13	.567
Southern Utah	8	6	.571	11	16	.407
UMKC	7	7	.500	18	11	.621
IUPUI	6	8	.429	15	15	.500
Western Illinois	3	11	.214	12	16	.429
Chicago State	0	14	.000	2	26	.071

### FIRST TEAM ALL MID-CON

Lubos Barton, Valparaiso  
Dan Beus, Southern Utah  
Reggie Borges, Oral Roberts  
Raitis Grafts, Valparaiso  
Mike Helms, Oakland  
Michael Watson, UMKC

### PLAYER OF THE YEAR

Lubos Barton, Valparaiso

### MID-CON TOURNAMENT • March 3-5 • Fort Wayne, Ind. (Memorial Coliseum)

<b>Quarterfinals</b>	(1) Valparaiso 81, (8) Chicago State 50 (2) Oral Roberts 86, (7) Western Illinois 75 (OT) (6) IUPUI 90, (3) Oakland 84 (5) UMKC 70, (4) Southern Utah 57
<b>Semifinals</b>	(1) Valparaiso 71, (5) UMKC 58 (6) IUPUI 58, (2) Oral Roberts 53
<b>Championship</b>	(1) Valparaiso 88, (8) IUPUI 55
<b>All-Tourney Team:</b>	Stalin Ortiz, VU; Charles Price, IUPUI; Milo Stovall, VU (MVP); Tyrone Tiggs, ORU; Michael Watson, UMKC

### SECOND TEAM ALL MID-CON

Markius Barnes, Oral Roberts  
Brad Buddenborg, Oakland  
Michael Jackson, UMKC  
Quentin Mitchell, Western Illinois  
Milo Stovall, Valparaiso

### COACH OF THE YEAR

Homer Drew, Valparaiso  
Scott Sutton, Oral Roberts (media)

### ALL-NEWCOMER TEAM

Reggie Borges, Oral Roberts  
Jay Collins, Southern Utah  
Antoine Lewis, IUPUI  
Stalin Ortiz, Valparaiso  
Tyrone Tiggs, Oral Roberts

### NEWCOMER OF THE YEAR

Reggie Borges, Oral Roberts

## 2002-03 SEASON REVIEW

	Mid-Con			Overall		
	W	L	Pct.	W	L	Pct.
Valparaiso	12	2	.857	20	11	.645
IUPUI	10	4	.714	20	14	.588
Oakland	10	4	.714	17	11	.607
Oral Roberts	9	5	.643	18	10	.643
UMKC	7	7	.500	9	20	.310
Southern Utah	5	9	.357	11	17	.393
Western Illinois	3	11	.231	7	21	.250
Chicago State	0	14	.000	3	27	.100

### FIRST TEAM ALL MID-CON

Reggie Borges, Oral Roberts  
Raitis Grafts, Valparaiso  
Mike Helms, Oakland  
Rawle Marshall, Oakland  
Josh Murray, IUPUI  
Michael Watson, UMKC

### PLAYER OF THE YEAR

Mike Helms, Oakland

### SECOND TEAM ALL MID-CON

Odell Bradley, IUPUI  
Josh Mullins, IUPUI  
Stalin Ortiz, Valparaiso  
Luke Spencer-Gardner, Oral Roberts  
Cortney Scott, Oakland

### COACH OF THE YEAR

Ron Hunter, IUPUI

### ALL-NEWCOMER TEAM

Odell Bradley, IUPUI  
Craig Franklin, Chicago State  
Rawle Marshall, Oakland  
Josh Murray, IUPUI  
Cortney Scott, Oakland

### NEWCOMER OF THE YEAR

Rawle Marshall, Oakland

### DEFENSIVE PLAYER OF THE YEAR

Rawle Marshall, Oakland

### SIXTH MAN OF THE YEAR

Stalin Ortiz, Valparaiso



# MEN'S BASKETBALL HISTORY

## 2003-04 SEASON REVIEW

	Mid-Con			Overall		
	W	L	Pct.	W	L	Pct.
Valparaiso	11	5	.688	18	13	.581
IUPUI	10	6	.625	21	11	.656
Centenary	10	6	.625	16	12	.571
Oral Roberts	10	6	.625	17	11	.607
UMKC	9	7	.563	15	14	.517
Chicago State	9	7	.563	12	20	.375
Southern Utah	6	10	.375	10	18	.357
Oakland	6	10	.375	13	17	.433
Western Illinois	1	15	.063	3	25	.107

**MID-CON TOURNAMENT • March 7-9 • Kansas City, Mo. (Kemper Arena)**

**Quarterfinals** (1) Valparaiso 73, (8) Oakland 64  
 (2) IUPUI 74, (7) Southern Utah 60  
 (6) Chicago State 70, (3) Centenary 54

**Semifinals**  
 (5) UMKC 86, (4) Oral Roberts 73  
 (1) Valparaiso 90, (5) UMKC 78

**Championship**  
 (1) Valparaiso 75, (2) IUPUI 70

**All-Tourney Team:** Ali Berdiel, Valpo; Odell Bradley, IUPUI (MVP); Joaquim Gomes, Valpo; Dan Oppland, Valpo; Michael Watson, UMKC

### FIRST TEAM ALL MID-CON

Odell Bradley, IUPUI  
 Caleb Green, Oral Roberts  
 Mike Helms, Oral Roberts  
 Ken Tutt, Oral Roberts  
 Michael Watson, UMKC  
 Andrew Wisniewski, Centenary

### ALL-NEWCOMER TEAM

Akeem Clark, IUPUI  
 T.J. Gray, Western Illinois  
 Caleb Green, Oral Roberts  
 Ken Tutt, Oral Roberts  
 Tony Weeden, Chicago State

### SECOND TEAM ALL MID-CON

Ali Berdiel, Valparaiso  
 Craig Franklin, Chicago State  
 Joaquim Gomes, Valparaiso  
 Rawle Marshall, Oakland  
 Dan Oppland, Valparaiso

### PLAYER OF THE YEAR

Odell Bradley, IUPUI

### DEFENSIVE PLAYER OF THE YEAR

Matt Crenshaw, IUPUI

### HONORABLE MENTION ALL MID-CON

Akeem Clark, IUPUI  
 Matt Crenshaw, IUPUI  
 David Palmer, Southern Utah  
 Ruben Perry, Chicago State  
 Tony Weeden, Chicago State

### NEWCOMER OF THE YEAR

Ken Tutt, Oral Roberts

### SIXTH MAN OF THE YEAR

Royce Parran, Chicago State

### COACH OF THE YEAR

Kevin Jones, Chicago State

## ALL-TIME STANDINGS

School (listed by Mid-Con win pct.)	Mid-Con			All Games			Years in Mid-Con
	Won	Lost	Pct.	Won	Lost	Pct.	
SW Missouri State	79	24	.767	165	76	.685	1982-90
Cleveland State	89	52	.631	214	139	.606	1982-94
<b>CENTENARY</b>	<b>10</b>	<b>6</b>	<b>.625</b>	<b>16</b>	<b>12</b>	<b>.571</b>	<b>2004-</b>
<b>ORAL ROBERTS</b>	<b>64</b>	<b>42</b>	<b>.604</b>	<b>111</b>	<b>94</b>	<b>.541</b>	<b>1997-</b>
Buffalo	42	28	.600	63	48	.568	1990-98
<b>OAKLAND</b>	<b>45</b>	<b>31</b>	<b>.592</b>	<b>84</b>	<b>89</b>	<b>.486</b>	<b>1998-</b>
Northern Illinois	38	28	.576	61	52	.540	1991-94
Wright State	28	22	.560	47	41	.534	1982-94
Illinois-Chicago	93	78	.544	187	166	.530	1982-94
UW-Green Bay	94	79	.543	187	163	.534	1982-94
Troy State	28	24	.538	38	43	.469	1994-97
<b>VALPARAISO</b>	<b>181</b>	<b>157</b>	<b>.536</b>	<b>337</b>	<b>313</b>	<b>.518</b>	<b>1982-</b>
Akron	16	16	.500	31	25	.554	1990-92
<b>SOUTHERN UTAH</b>	<b>52</b>	<b>54</b>	<b>.491</b>	<b>93</b>	<b>105</b>	<b>.470</b>	<b>1997-</b>
Eastern Illinois	102	106	.490	199	208	.489	1982-96
<b>UMKC</b>	<b>76</b>	<b>82</b>	<b>.481</b>	<b>118</b>	<b>165</b>	<b>.417</b>	<b>1994-</b>
Northern Iowa	58	63	.479	129	133	.492	1982-91
<b>IUPUI</b>	<b>42</b>	<b>48</b>	<b>.467</b>	<b>85</b>	<b>95</b>	<b>.472</b>	<b>1998-</b>
Youngstown State	65	85	.433	112	137	.450	1992-01
<b>WESTERN ILLINOIS</b>	<b>140</b>	<b>190</b>	<b>.424</b>	<b>276</b>	<b>345</b>	<b>.444</b>	<b>1982-</b>
UW-Milwaukee	7	11	.389	10	17	.370	1993-94
Central Connecticut State	19	33	.365	29	52	.358	1994-97
Northeastern Illinois	23	45	.338	40	66	.377	1994-98
<b>CHICAGO STATE</b>	<b>35</b>	<b>123</b>	<b>.222</b>	<b>49</b>	<b>231</b>	<b>.175</b>	<b>1994-</b>



# MEN'S BASKETBALL HISTORY



## YEARLY AWARD WINNERS

### Player of the Year

1982-83	Joe Dykstra, Western Illinois
1983-84	Craig Lathan, Illinois-Chicago
1984-85	Jon Collins, Eastern Illinois
1985-86	Jon Collins, Eastern Illinois
1986-87	Winston Garland, SW Missouri State
1987-88	Ken McFadden, Cleveland State
1988-89	Jay Taylor, Eastern Illinois
1998-90	Lee Campbell, SW Missouri State
1990-91	Tony Bennett, UW-Green Bay
1991-92	Tony Bennett, UW-Green Bay
1992-93	Bill Edwards, Wright State
1993-94	Kenny Williams, Illinois-Chicago
1994-95	David Redmon, Valparaiso
1995-96	Anthony Allison, Valparaiso
1996-97	Bryce Drew, Valparaiso
1997-98	Bryce Drew, Valparaiso
1998-99	Chad Wilkerson, Oral Roberts
1999-00	Michael Jackson, UMKC
2000-01	Jeff Monaco, Southern Utah
2001-02	Lubos Barton, Valparaiso
2002-03	Mike Helms, Oakland
2003-04	Odell Bradley, IUPUI

### Newcomer of the Year

1982-83	none selected
1983-84	Jon Collins, Eastern Illinois
1984-85	Clinton Smith, Cleveland State
1985-86	Winston Garland, SW Missouri State
1986-87	Mike Ayers, Western Illinois
1987-88	Doug Lewis, SW Missouri State
1988-89	Tony Bennett, UW-Green Bay
1989-90	Darryl Reid, SW Missouri State
1990-91	Roy Coleman, Akron
1991-92	Lance Barker, Valparaiso
1992-93	Sam Mitchell, Cleveland State
1993-94	Michael Hughes, UW-Milwaukee
1994-95	Bryce Drew, Valparaiso
1995-96	Andrell Hoard, Northeastern Illinois
1996-97	Daveeno Hines, Northeastern Illinois
1997-98	Kenyatta Clyde, Southern Utah
	Jermaine Hicks, Chicago State
1998-99	Lubos Barton, Valparaiso
1999-00	Michael Jackson, UMKC
2000-01	Dan Beus, Southern Utah
	Mike Helms, Oakland
2001-02	Reggie Borges, Oral Roberts
2002-03	Rawle Marshall, Oakland
2003-04	Ken Tutt, Oral Roberts

### Coach of the Year

1982-83	Jack Margenthaler, Western Illinois
1983-84	Willie Little, Illinois-Chicago
	Charlie Spoonhour, SW Missouri State
1984-85	Kevin Mackey, Cleveland State
1985-86	Kevin Mackey, Cleveland State
1986-87	Charlie Spoonhour, SW Missouri State
1987-88	Charlie Spoonhour, SW Missouri State
1988-89	Eldon Miller, Northern Iowa
1989-90	Dick Bennett, UW-Green Bay
1990-91	Jim Molinari, Northern Illinois
1991-92	Dick Bennett, UW-Green Bay
1992-93	Mike Boyd, Cleveland State
1993-94	Homer Drew, Valparaiso
1994-95	Homer Drew, Valparaiso
1995-96	Homer Drew, Valparaiso
1996-97	Don Maestri, Troy State
1997-98	Dan Peters, Youngstown State
1998-99	Jim Kerwin, Western Illinois
1999-00	Greg Kampe, Oakland
2000-01	Bill Evans, Southern Utah
2001-02	Homer Drew, Valparaiso
	Scott Sutton, Oral Roberts - media
2002-03	Ron Hunter, IUPUI
2003-04	Kevin Jones, Chicago State

### Defensive Player of the Year

2002-03	Rawle Marshall, Oakland
2003-04	Matt Crenshaw, IUPUI

### Sixth Man of the Year

2002-03	Stalin Ortiz, Valparaiso
2003-04	Royce Parran, Chicago State

## YEAR-BY-YEAR CHAMPIONS

Year	Regular Season	Tournament	Runner-Up	Tournament Site
1982-83	Western Illinois	No Tournament	—	—
1983-84	Illinois-Chicago	Western Illinois	Cleveland State	Springfield, Mo./Hammons Student Center
1984-85	Cleveland State	Eastern Illinois	SW Missouri State	Springfield, Mo./High seeds prior to championship
1985-86	Cleveland State	Cleveland State	Eastern Illinois	Springfield, Mo./Hammons Student Center
1986-87	SW Missouri State	SW Missouri State	Cleveland State	Springfield, Mo./Hammons Student Center
1987-88	SW Missouri State	No Tournament	—	—
1988-89	SW Missouri State	SW Missouri State	Illinois-Chicago	Springfield, Mo./Hammons Student Center
1989-90	SW Missouri State	Northern Iowa	UW-Green Bay	Cedar Falls, Iowa/UNI-Dome
1990-91	Northern Illinois	UW-Green Bay	Northern Illinois	Green Bay, Wis./Brown County Arena
1991-92	UW-Green Bay	Eastern Illinois	Illinois-Chicago	Cleveland, Ohio/Woodling Gym
1992-93	Cleveland State	Wright State	Illinois-Chicago	Dayton, Ohio/Nutter Center
1993-94	UW-Green Bay	UW-Green Bay	Illinois-Chicago	Chicago, Ill./Rosemont Horizon
1994-95	Valparaiso	Valparaiso	Western Illinois	Valparaiso, Ind./High seeds prior to championship
1995-96	Valparaiso	Valparaiso	Western Illinois	Moline, Ill./The Mark of the Quad Cities
1996-97	Valparaiso	Valparaiso	Western Illinois	Moline, Ill./The Mark of the Quad Cities
1997-98	Valparaiso	Valparaiso	Youngstown State	Moline, Ill./The Mark of the Quad Cities
1998-99	Oral Roberts/Valparaiso	Valparaiso	Oral Roberts	Moline, Ill./The Mark of the Quad Cities
1999-00	Oakland	Valparaiso	Southern Utah	Fort Wayne, Ind./Memorial Coliseum
2000-01	Southern Utah/Valparaiso	Southern Utah	Valparaiso	Fort Wayne, Ind./Memorial Coliseum
2001-02	Valparaiso	Valparaiso	IUPUI	Fort Wayne, Ind./Memorial Coliseum
2002-03	Valparaiso	IUPUI	Valparaiso	Kansas City, Mo./Kemper Arena
2003-04	Valparaiso	Valparaiso	IUPUI	Kansas City, Mo./Kemper Arena

## CHAMPIONSHIPS BY SCHOOL

### Regular Season

9	Valparaiso
4	SW Missouri State
3	Cleveland State
2	UW-Green Bay
1	Illinois-Chicago
1	Northern Illinois
1	Oakland
1	Oral Roberts
1	Southern Utah
1	Western Illinois

### Tournament

8	Valparaiso
2	Eastern Illinois
2	SW Missouri State
2	UW-Green Bay
1	Cleveland State
1	IUPUI
1	Northern Iowa
1	Southern Utah
1	Western Illinois
1	Wright State



# INDIVIDUAL SINGLE-SEASON RECORDS

## POINTS

No.	Player, Team	Year
1.	757 Bill Edwards, Wright State	1992-93
2.	752 Mike Helms, Oakland	2002-03
3.	748 Jay Taylor, Eastern Illinois	1988-89
4.	740 Michael Watson, UMKC	2002-03
5.	720 Winston Garland, SW Missouri State	1986-87
6.	708 Ken McFadden, Cleveland State	1986-87
7.	704 Sherell Ford, Illinois-Chicago	1993-94
8.	695 Mike Helms, Oakland	2003-04
695	Kenny Williams, Illinois-Chicago	1992-93
10.	680 Michael Watson, UMKC	2003-04
11.	675 Bobby Locke, Illinois-Chicago	1986-87
12.	671 Odell Bradley, IUPUI	2003-04
13.	665 Tony Bennett, UW-Green Bay	1990-91
14.	653 Joe Dykstra, Western Illinois	1982-83
15.	638 Jason Reese, Northern Illinois	1989-90
16.	635 Michael Watson, UMKC	2001-02
17.	631 Jon Collins, Eastern Illinois	1985-86
18.	625 Kevin Duckworth, Eastern Illinois	1985-86
19.	624 Kenny Williams, Illinois-Chicago	1993-94
20.	623 Jason Reese, Northern Iowa	1988-89

## POINTS PER GAME (min. 75% of games played)

Avg.	Player, Team	Year
1.	26.86 Mike Helms, Oakland	2002-03
2.	25.52 Michael Watson, UMKC	2002-03
3.	25.23 Bill Edwards, Wright State	1992-93
4.	24.28 Sherell Ford, Illinois Chicago	1993-94
5.	23.45 Michael Watson, UMKC	2003-04
6.	23.38 Jay Taylor, Eastern Illinois	1988-89
7.	23.17 Mike Helms, Oakland	2003-04
8.	23.14 Odell Bradley, IUPUI	2003-04
9.	22.86 Ken McFadden, Cleveland State	1988-89
10.	22.25 Jason Reese, Northern Iowa	1988-89

## FIELD GOALS MADE

No.	Player, Team	Year
1.	288 Bill Edwards, Wright State	1992-93
2.	279 Sherell Ford, Illinois Chicago	1993-94
3.	274 Winston Garland, SW Missouri State	1986-87
4.	271 Jay Taylor, Eastern Illinois	1988-89
5.	262 Jon Collins, Eastern Illinois	1985-86
6.	259 Ken McFadden, Cleveland State	1986-87
7.	254 Kenny Williams, Illinois-Chicago	1992-93
8.	250 Kevin Duckworth, Eastern Illinois	1985-86
9.	248 Joe Dykstra, Western Illinois	1982-83
248	Bobby Locke, Illinois-Chicago	1986-87

## FIELD GOAL ATTEMPTS

No.	Player, Team	Year
1.	656 Michael Watson, UMKC	2002-03
2.	626 Michael Watson, UMKC	2000-01
3.	560 Sherell Ford, Illinois Chicago	1993-94
4.	558 Michael Watson, UMKC	2003-04
5.	556 Bill Edwards, Wright State	1992-93
556	Mike Helms, Oakland	2003-04
7.	552 Andrell Hoard, Northeastern Illinois	1995-96
8.	545 Winston Garland, SW Missouri State	1986-87
9.	536 Jay Taylor, Eastern Illinois	1988-89
10.	533 Mike Helms, Oakland	2002-03

## FIELD GOAL PERCENTAGE (min. 75% of games played/3FG per game)

Pct.	Player, Team	Year
1.	.700 Pete Freeman, Akron	1990-91
2.	.698 Lee Campbell, SW Missouri State	1989-90
3.	.670 Sean Scott, Central Connecticut State	1996-97
4.	.664 Brian Parker, Cleveland State	1988-89
5.	.657 Brian Parker, Cleveland State	1989-90
6.	.656 Dirk Androff, Eastern Illinois	1984-85
7.	.654 Eric Gray, SW Missouri State	1983-84
8.	.650 Dan Champagne, Oakland	2000-01
9.	.642 Mike Nahar, Wright State	1992-93
10.	.641 Kelby Stuckey, SW Missouri State	1987-88

## REBOUNDS

No.	Player, Team	Year
1.	368 Chris Ensminger, Valparaiso	1995-96
2.	363 Lee Campbell, SW Missouri State	1989-90
3.	325 Rocky Walls, Oral Roberts	1997-98
4.	315 Chris Ensminger, Valparaiso	1994-95
5.	304 Kory Billups, Chicago State	1996-97
6.	292 Warren Bradley, Cleveland State	1986-87
7.	290 Kevin Duckworth, Eastern Illinois	1985-86
8.	289 Bill Edwards, Wright State	1992-93
9.	288 Eric Mudd, Cleveland State	1987-88
10.	287 Warren Bradley, Cleveland State	1988-89
11.	285 Monte O'Quinn, Northeastern Illinois	1995-96
12.	278 Caleb Green, Oral Roberts	2003-04
13.	274 Eric Mudd, Cleveland State	1985-86
14.	273 Joaquim Gomes, Valparaiso	2003-04
15.	270 Sherell Ford, Illinois-Chicago	1992-93
270	Derrick Johnson, Illinois-Chicago	1987-88
17.	261 Troy Mullenburg, Northern Iowa	1990-91
18.	259 Keith Closs, Central Connecticut State	1995-96
259	Raitis Grafts, Valparaiso	2000-01
259	Jason Reese, Northern Iowa	1989-90

## REBOUNDS PER GAME (min. 75% of games played)

Avg.	Player, Team	Year
1.	12.52 Lee Campbell, SW Missouri State	1989-90
2.	11.50 Chris Ensminger, Valparaiso	1995-96
3.	11.26 Kory Billups, Chicago State	1996-97
4.	11.25 Chris Ensminger, Valparaiso	1994-95
5.	10.64 Nate Barnes, UW-Green Bay	1982-83
6.	10.56 Monte O'Quinn, Northeastern Illinois	1995-96
7.	10.48 Rocky Walls, Oral Roberts	1997-98
8.	10.25 Warren Bradley, Cleveland State	1988-89
9.	9.93 Caleb Green, Oral Roberts	2003-04
10.	9.76 Kelvin Robinson, Buffalo	1994-95

## THREE-POINT FIELD GOALS

No.	Player, Team	Year
1.	118 Michael Watson, UMKC	2002-03
2.	110 Mark Alberts, Akron	1991-92
3.	109 Akeem Clark, IUPUI	2003-04
4.	101 Ken Tutt, Oral Roberts	2003-04
5.	100 Bryce Drew, Valparaiso	1996-97
6.	96 Michael Watson, UMKC	2003-04
7.	95 Tony Bennett, UW-Green Bay	1991-92
95	Tim Gill, Oral Roberts	1997-98
95	Mark Heidersbach, Northeastern Illinois	1996-97
10.	94 Bryce Drew, Valparaiso	1997-98
94	Mike Martinho, Buffalo	1995-96

## THREE-POINT FIELD GOAL ATTEMPTS

No.	Player, Team	Year
1.	337 Michael Watson, UMKC	2002-03
2.	276 Michael Watson, UMKC	2001-02
3.	265 Akeem Clark, IUPUI	2003-04
4.	257 Rodney Donaldson, Troy State	1995-96
257	Michael Watson, UMKC	2003-04
6.	256 Mark Alberts, Akron	1991-92
7.	239 Mike Martinho, Buffalo	1996-97
239	Jason Rozycki, Oakland	1999-00
9.	231 Bryce Drew, Valparaiso	1995-96
10.	228 Mike Helms, Oakland	2003-04
228	Michael Watson, UMKC	2000-01

# INDIVIDUAL SINGLE-SEASON RECORDS



## THREE-POINT FIELD GOAL PERCENTAGE (min. 75% of GP/30 made)

Pct.	Player, Team	Year
1. .533	Tony Bennett, UW-Green Bay	1990-91
2. .522	Rodney Thomas, IUPUI	1998-99
3. .521	Lance Barker, Valparaiso	1991-92
4. .511	Tony Bennett, UW-Green Bay	1991-92
5. .505	Dan Oberbrunner, UW-Green Bay	1989-90
6. .504	Winston Garland, SW Missouri State	1986-87
7. .500	Dave Olson, Eastern Illinois	1990-91
8. .497	Nick Nurse, Northern Iowa	1987-88
9. .496	David Palmer, Southern Utah	2003-04
10. .492	Mike Jones, Valparaiso	1988-89

## FREE THROWS

No.	Player, Team	Year
1. 196	Mike Helms, Oakland	2002-03
2. 177	Ken McFadden, Cleveland State	1986-87
177	Ken McFadden, Cleveland State	1987-88
177	Rasaun Young, Buffalo	1997-98
5. 176	Steve Rowe, Eastern Illinois	1991-92
6. 174	Rasaun Young, Buffalo	1996-97
7. 172	Michael Hughes, UW-Milwaukee	1993-94
8. 170	Odell Bradley, IUPUI	2003-04
9. 168	Mike Helms, Oakland	2003-04
10. 166	Jason Reese, Northern Iowa	1989-90

## FREE THROW ATTEMPTS

No.	Player, Team	Year
1. 263	Mike Helms, Oakland	2002-03
2. 250	Rasaun Young, Buffalo	1996-97
3. 244	Rasaun Young, Buffalo	1997-98
4. 237	Steve Rowe, Eastern Illinois	1991-92
5. 233	Ken McFadden, Cleveland State	1987-88
6. 231	Kelby Stuckey, SW Missouri State	1988-89
7. 229	Monte O'Quinn, Northeastern Illinois	1995-96
8. 224	Mike Helms, Oakland	2003-04
9. 223	Odell Bradley, IUPUI	2003-04
223	Michael Hughes, UW-Milwaukee	1993-94

## FREE THROW PERCENTAGE (min. 75% of games played/60 made)

Pct.	Player, Team	Year
1. .939	Craig Haese, Youngstown State	2000-01
2. .926	Casey Schmidt, Valparaiso	1993-94
3. .910	Jeff Monaco, Southern Utah	1998-99
4. .899	Randy Tucker, Northern Illinois	1993-94
5. .897	Casey Schmidt, Valparaiso	1992-93
6. .892	Brad Buddenborg, Oakland	1999-00
7. .886	Joe Dykstra, Western Illinois	1982-83
8. .879	Bryce Drew, Valparaiso	1996-97
9. .878	Lance Barker, Valparaiso	1994-95
.878	Royce Parran, Chicago State	2003-04

## ASSISTS

No.	Player, Team	Year
1. 274	Craig Lathen, Illinois-Chicago	1983-84
2. 253	Mark Woods, Wright State	1992-93
3. 244	Craig Lathen, Illinois-Chicago	1982-83
4. 199	Arnold Bernard, SW Missouri State	1989-90
5. 198	Mychal Covington, Oakland	2001-02
6. 197	John McIvain, Valparaiso	1982-83
197	Troy Richardson, Eastern Illinois	1984-85
8. 185	Ali Berdiel, Valparaiso	2003-04
185	Brian Smith, SW Missouri State	1984-85
10. 183	Doug Lewis, SW Missouri State	1988-89
11. 182	Modie Cox, Buffalo	1994-95
12. 180	Matt Crenshaw, IUPUI	2003-04
12. 178	Jay Collins, Southern Utah	2002-03
178	Basil Robinson, SW Missouri State	1986-87
14. 177	Ken McFadden, Cleveland State	1987-88
172	Tony Freeman, Illinois-Chicago	1988-89
172	Bobby Locke, Illinois-Chicago	1986-87

## ASSISTS PER GAME (min. 75% of games played)

Avg.	Player, Team	Year
1. 9.45	Craig Lathen, Illinois-Chicago	1983-84
2. 8.71	Craig Lathen, Illinois-Chicago	1982-83
3. 8.43	Mark Woods, Wright State	1992-93
4. 7.07	Mychal Covington, Oakland	2001-02
5. 7.04	John McIvain, Valparaiso	1982-83
6. 6.95	Ken McFadden, Cleveland State	1988-89
7. 6.86	Arnold Bernard, SW Missouri State	1989-90
8. 6.74	Modie Cox, Buffalo	1994-95
9. 6.57	Troy Richardson, Eastern Illinois	1984-85
10. 6.36	Jay Collins, Southern Utah	2002-03

## STEALS

No.	Player, Team	Year
1. 111	Ken Robertson, Cleveland State	1988-89
2. 109	Mark Woods, Wright State	1992-93
3. 100	Brent Carmichael, Northern Iowa	1982-83
4. 98	Fred House, Southern Utah	1999-00
5. 97	Andre Hoard, Northeastern Illinois	1995-96
6. 93	Fred House, Southern Utah	2000-01
7. 90	Ken Robertson, Cleveland State	1987-88
8. 83	Ken McFadden, Cleveland State	1986-87
9. 80	Rawle Marshall, Oakland	2002-03
80	Jeff Monaco, Southern Utah	1999-00
80	Troy Richardson, Eastern Illinois	1984-85
12. 79	Ken Robertson, Cleveland State	1989-90
13. 77	Winston Garland, SW Missouri State	1985-86
14. 76	Clinton Ransley, Cleveland State	1986-87
15. 75	Roy Coleman, Akron	1991-92
75	Craig Lathen, Illinois-Chicago	1982-83

## STEALS PER GAME (min. 75% of games played)

Avg.	Player, Team	Year
1. 3.96	Ken Robertson, Cleveland State	1988-89
2. 3.63	Mark Woods, Wright State	1992-93
3. 3.59	Andre Hoard, Northeastern Illinois	1995-96
4. 3.38	Fred House, Southern Utah	1999-00
5. 3.23	Brent Carmichael, Northern Iowa	1982-83
6. 3.00	Fred House, Southern Utah	2000-01
3.00	Ken Robertson, Cleveland State	1987-88
8. 2.86	Rawle Marshall, Oakland	2002-03
9. 2.85	Andre Humphrey, Western Illinois	1994-95
10. 2.82	Ken Robertson, Cleveland State	1989-90

## BLOCKED SHOTS

No.	Player, Team	Year
1. 178	Keith Closs, Central Connecticut State	1995-96
2. 139	Keith Closs, Central Connecticut State	1994-95
3. 103	Kendrick Moore, Oral Roberts	2001-02
4. 94	Kendrick Moore, Oral Roberts	2002-03
5. 83	Shelby Thurmond, Western Illinois	1992-93
6. 80	Kelvin Robinson, Buffalo	1994-95
7. 67	Sherrill Ford, Illinois-Chicago	1992-93
67	Raitis Grafts, Valparaiso	2000-01
9. 66	Raitis Grafts, Valparaiso	2001-02
66	Shelby Thurmond, Western Illinois	1994-95

## BLOCKED SHOTS PER GAME (min. 75% games played)

Avg.	Player, Team	Year
1. 6.36	Keith Closs, Central Connecticut State	1995-96
2. 5.35	Keith Closs, Central Connecticut State	1994-95
3. 3.36	Kendrick Moore, Oral Roberts	2002-03
4. 3.32	Kendrick Moore, Oral Roberts	2001-02
5. 3.20	Kelvin Robinson, Buffalo	1994-95
6. 3.07	Shelby Thurmond, Western Illinois	1992-93
7. 2.36	Shelby Thurmond, Western Illinois	1994-95
8. 2.09	Sherrill Ford, Illinois-Chicago	1992-93
2.09	Raitis Grafts, Valparaiso	2000-01
10. 2.07	Charles Price, IUPUI	2000-01



# TEAM SINGLE-SEASON RECORDS

## POINTS

No.	Team	Year
1.	2,934 Cleveland State	1985-86
2.	2,755 Cleveland State	1986-87
3.	2,674 Wright State	1992-93
4.	2,262 Illinois-Chicago	1986-87
5.	2,550 Eastern Illinois	1988-89
6.	2,549 Troy State	1995-96
7.	2,528 Illinois-Chicago	1992-93
8.	2,520 Cleveland State	1987-88
9.	2,504 IUPUI	2003-04
10.	2,503 Valparaiso	1995-96
11.	2,493 Northern Iowa	1989-90
12.	2,485 Oral Roberts	1997-98
13.	2,468 Troy State	1994-95
14.	2,466 Illinois-Chicago	1993-94
15.	2,440 Valparaiso	1997-98
16.	2,423 IUPUI	2002-03
17.	2,405 Cleveland State	1988-89
18.	2,385 Eastern Illinois	1985-86
19.	2,384 Illinois-Chicago	1988-89
20.	2,382 Northern Iowa	1988-89

## POINTS PER GAME

	Avg.	Team	Year
1.	94.4	Troy State	1995-96
2.	91.4	Troy State	1994-95
3.	89.1	Wright State	1992-93
4.	88.9	Cleveland State	1985-86
5.	85.9	Cleveland State	1988-89
6.	85.1	Northern Iowa	1988-89
7.	85.0	Illinois-Chicago	1993-94
8.	84.0	Cleveland State	1987-88
9.	83.5	Cleveland State	1986-87
10.	83.2	Illinois-Chicago	1986-87

## FIELD GOALS

No.	Team	Year
1.	1,156 Cleveland State	1985-86
2.	1,023 Cleveland State	1986-87
3.	987 Wright State	1992-93
4.	982 Illinois-Chicago	1986-87
5.	974 Eastern Illinois	1985-86

## FIELD GOAL ATTEMPTS

No.	Team	Year
1.	2,209 Cleveland State	1985-86
2.	2,193 Troy State	1994-95
3.	2,143 Cleveland State	1986-87
4.	2,087 Troy State	1995-96
5.	2,084 Illinois-Chicago	1992-93

## FIELD GOAL PERCENTAGE

	Pct.	Team	Year
1.	.530	SW Missouri State	1984-85
2.	.528	Eastern Illinois	1984-85
3.	.527	SW Missouri State	1983-84
4.	.523	Cleveland State	1985-86
5.	.520	SW Missouri State	1988-89

## THREE-POINT FIELD GOALS

No.	Team	Year
1.	300 Troy State	1995-96
2.	287 Troy State	1994-95
3.	280 Oakland	1998-99
4.	275 Valparaiso	2001-02
5.	272 UMKC	2002-03

## THREE-POINT FIELD GOAL ATTEMPTS

No.	Team	Year
1.	884 Troy State	1995-96
2.	872 Troy State	1994-95
3.	805 Oakland	1999-00
4.	785 Valparaiso	2001-02
5.	767 Oakland	1998-99

## THREE-POINT FIELD GOAL PERCENTAGE

	Pct.	Team	Year
1.	.467	UW-Green Bay	1991-92
2.	.464	UW-Green Bay	1990-91
3.	.451	UW-Green Bay	1987-88
4.	.448	UW-Green Bay	1988-89
5.	.438	UW-Green Bay	1989-90

## REBOUNDS

No.	Team	Year
1.	1,268 Cleveland State	1985-86
2.	1,242 Valparaiso	2001-02
3.	1,233 Illinois-Chicago	1986-87
4.	1,232 Valparaiso	1997-98
5.	1,223 Eastern Illinois	1988-89
6.	1,222 Cleveland State	1987-88
7.	1,217 Valparaiso	1989-90
8.	1,215 Central Connecticut St.	1995-96
9.	1,200 Valparaiso	2000-01
10.	1,196 IUPUI	2003-04
11.	1,184 Valparaiso	1996-97
12.	1,183 Cleveland State	1993-94
13.	1,183 Valparaiso	2003-04
14.	1,181 Oral Roberts	1997-98
15.	1,178 Valparaiso	1995-96
16.	1,172 Valparaiso	1999-00
17.	1,148 Eastern Illinois	1982-83
18.	1,147 Illinois-Chicago	1992-93
19.	1,144 Northern Iowa	1989-90
20.	1,139 Youngstown State	1997-98

## REBOUNDS PER GAME

	Avg.	Team	Year
1.	43.4	Central Conn. State	1995-96
2.	41.1	Troy State	1994-95
3.	40.8	Cleveland State	1993-94
4.	40.7	Cleveland State	1987-88
5.	40.6	Central Conn. State	1994-95
6.	40.6	Troy State	1995-96
7.	40.1	Cleveland State	1988-89
8.	39.8	Western Illinois	1994-95
9.	39.7	Troy State	1996-97
10.	39.5	Cleveland State	1989-90

## FREE THROWS

No.	Team	Year
1.	661 Cleveland State	1986-87
2.	622 Cleveland State	1985-86
3.	610 Illinois-Chicago	1986-87
4.	572 IUPUI	2003-04
5.	568 Western Illinois	1983-84

## FREE THROW ATTEMPTS

No.	Team	Year
1.	994 Cleveland State	1986-87
2.	921 Cleveland State	1985-86
3.	869 Illinois-Chicago	1986-87
4.	834 Buffalo	1996-97
5.	819 Cleveland State	1987-88

## FREE THROW PERCENTAGE

	Pct.	Team	Year
1.	.775	Western Illinois	1982-83
2.	.774	Valparaiso	1992-93
3.	.773	UW-Green Bay	1989-90
4.	.769	Northern Iowa	1986-87
5.	.769	UW-Green Bay	1988-89

## ASSISTS

	No.	Team	Year
1.	616	SW Missouri State	1986-87
2.	583	UW-Green Bay	1993-94
3.	570	Valparaiso	2001-02
4.	566	SW Missouri State	1984-85
5.	559	Oral Roberts	1997-98
6.	555	Cleveland State	1985-86
7.	548	Wright State	1992-93
8.	539	SW Missouri State	1985-86
	539	Western Illinois	1996-97
10.	531	Valparaiso	1997-98

## ASSISTS PER GAME

	Avg.	Team	Year
1.	18.9	SW Missouri State	1984-85
2.	18.6	Western Illinois	1996-97
3.	18.3	Wright State	1992-93
4.	18.1	SW Missouri State	1986-87
5.	18.0	Illinois-Chicago	1983-84
6.	18.0	Northern Iowa	1988-89
7.	18.0	Oral Roberts	1997-98
8.	18.0	Western Illinois	1993-94

## STEALS

No.	Team	Year
1.	473 Cleveland State	1986-87
2.	457 Buffalo	1996-97
3.	456 SW Missouri State	1986-87
4.	436 Cleveland State	1985-86
5.	417 Buffalo	1995-96
6.	376 Cleveland State	1987-88
7.	354 Southern Utah	1999-00
8.	334 Valparaiso	2001-02
9.	332 Illinois-Chicago	1991-92
10.	323 Wright State	1992-93

## STEALS PER GAME

	Avg.	Team	Year
1.	16.3	Buffalo	1996-97
2.	15.4	Buffalo	1995-96
3.	14.3	Cleveland State	1986-87
4.	13.4	SW Missouri State	1986-87
5.	13.2	Cleveland State	1985-86

## BLOCKED SHOTS

No.	Team	Year
1.	241 Central Connecticut St.	1995-96
2.	194 Central Connecticut St.	1994-95
3.	156 Oral Roberts	2001-02
4.	150 Illinois-Chicago	1992-93
5.	146 Valparaiso	1988-89
6.	145 Valparaiso	2000-01
7.	138 Illinois-Chicago	1988-89
8.	136 Valparaiso	2001-02
9.	131 Oral Roberts	2002-03
10.	126 Southern Utah	1997-98

## BLOCKED SHOTS PER GAME

	Avg.	Team	Year
1.	8.6	Central Connecticut St.	1995-96
2.	7.5	Central Connecticut St.	1994-95
3.	5.0	Oral Roberts	2001-02
4.	4.7	Illinois-Chicago	1992-93
5.	4.7	Oral Roberts	2002-03
6.	4.7	Southern Utah	1997-98

# INDIVIDUAL ANNUAL LEADERS



**Oakland's Rawle Marshall was a second team All Mid-Con selection last season after averaging 17.6 points and 4.5 rebounds per game.**

## SCORING

Year	Player, Team	G	FG	3FG	FT	Pts.	Avg.
1982-83	Joe Dykstra, Western Illinois	31	248	1	156	653	21.1
1983-84	Randy Kraayenbrink, No. Iowa	26	183	-	115	481	18.5
1984-85	Randy Kraayenbrink, No. Iowa	28	240	-	107	587	21.0
1985-86	Randy Kraayenbrink, No. Iowa	27	211	-	130	552	20.4
1986-87	Ken McFadden, Cleveland State	33	259	13	177	708	21.5
1987-88	Ken McFadden, Cleveland State	30	205	28	177	615	20.5
1988-89	Jay Taylor, Eastern Illinois	32	271	56	150	748	23.4
1989-90	Jason Reese, Northern Iowa	32	236	0	166	638	19.9
1990-91	Tony Bennett, UW-Green Bay	31	229	80	127	665	21.5
1991-92	Bill Edwards, Wright State	28	206	42	132	586	20.9
1992-93	Bill Edwards, Wright State	27	288	43	138	757	25.2
1993-94	Sherell Ford, Illinois-Chicago	29	279	26	120	704	24.3
1994-95	Darecko Rawlins, UMKC	26	152	8	159	471	18.1
1995-96	Andre Hoard, NE Illinois	27	223	26	97	569	21.1
1996-97	Janthony Joseph, Western Ill.	29	238	0	109	585	20.2
1997-98	Rasaun Young, Buffalo	28	183	11	177	554	19.8
1998-99	Kenyatta Clyde, Southern Utah	30	181	0	136	498	16.6
1999-00	Michael Jackson, UMKC	29	226	0	121	573	19.8
2000-01	Jason Rozycki, Oakland	21	93	61	138	385	18.3
2001-02	Michael Watson, UMKC	29	221	92	101	635	21.9
2002-03	Mike Helms, Oakland	28	241	74	196	752	26.9
2003-04	Michael Watson, UMKC	29	225	96	134	680	23.4

## REBOUNDING


Year	Player, Team	G	Off.	Def.	Total	Avg.
1982-83	Nate Barnes, UW-Green Bay	22	-	-	234	10.6
1983-84	Todd Hutcheson, Western Illinois	30	-	-	256	8.5
1984-85	Scott Stafford, Northern Iowa	28	-	-	244	8.7
1985-86	Kevin Duckworth, Eastern Illinois	32	-	-	290	9.1
1986-87	Warren Bradley, Cleveland State	33	-	-	292	8.8
1987-88	Derrick Johnson, Illinois-Chicago	28	-	-	270	9.6
1988-89	Warren Bradley, Cleveland State	28	-	-	287	10.3
1989-90	Lee Campbell, SW Missouri State	29	-	-	363	12.5
1990-91	Steve Givens, Cleveland State	28	-	-	237	8.5
1991-92	Barry Johnson, Eastern Illinois	31	-	-	257	8.3
1992-93	Bill Edwards, Wright State	30	85	194	289	9.6
1993-94	Sherell Ford, Illinois-Chicago	29	98	156	254	8.8
1994-95	Chris Ensminger, Valparaiso	28	113	202	315	11.3
1995-96	Chris Ensminger, Valparaiso	32	137	231	368	11.5
1996-97	Kory Billups, Chicago State	27	85	219	304	11.3
1997-98	Rocky Walls, Oral Roberts	31	111	214	325	10.5
1998-99	Don Carlisle, IUPUI	27	82	118	299	7.4
1999-00	Juan Martinez, Western Illinois	30	78	161	239	8.0
2000-01	Don Carlisle, IUPUI	29	113	133	246	8.5
2001-02	Clark Bone, Chicago State	28	104	130	234	8.4
2002-03	Cortney Scott, Oakland	23	71	130	201	8.7
2003-04	Caleb Green, Oral Roberts	28	89	189	278	9.9

## ASSISTS

Year	Player, Team	G	Assists	Avg.
1982-83	Craig Lathen, Illinois-Chicago	28	244	8.7
1983-84	Craig Lathen, Illinois-Chicago	29	274	9.5
1984-85	Troy Richardson, Eastern Illinois	30	197	6.6
1985-86	Frank Nardi, UW-Green Bay	28	165	5.9
1986-87	Bobby Locke, Illinois-Chicago	32	172	5.4
1987-88	Ken McFadden, Cleveland State	30	177	5.9
1988-89	Ken McFadden, Cleveland State	21	146	7.0
1989-90	Arnold Bernard, SW Missouri State	29	199	6.9
1990-91	Dale Turner, Northern Iowa	29	146	5.0
1991-92	Gravelle Craig, Cleveland State	29	150	5.5
1992-93	Mark Woods, Wright State	30	253	8.4
1993-94	Kenny Williams, Illinois-Chicago	29	133	4.6
1994-95	Modie Cox, Buffalo	27	182	6.7
1995-96	Jermaine Ball, Troy State	27	139	5.1
1996-97	Anthony Figueroa, Chicago State	26	149	5.7
1997-98	Ryan Peterson, Buffalo	26	152	5.8
1998-99	Jeff Monaco, Southern Utah	30	149	5.0
1999-00	Eric Perry, Oral Roberts	27	140	5.2
2000-01	Ryan Patton, Youngstown State	29	163	5.6
2001-02	Mychal Covington, Oakland	28	198	7.1
2002-03	Jay Collins, Southern Utah	28	178	6.4
2003-04	Jonathan Bluiitt, Oral Roberts	27	165	6.11

## STEALS

Year	Player, Team	G	Steals	Avg.
1982-83	Brent Carmichael, Northern Iowa	31	100	3.2
1983-84	Craig Lathen, Illinois-Chicago	29	64	2.2
1984-85	Troy Richardson, Eastern Illinois	30	80	2.7
1985-86	Winston Garland, SW Missouri St.	32	77	2.4
1986-87	Ken McFadden, Cleveland State	33	83	2.5
1987-88	Ken Robertson, Cleveland State	30	90	3.0
1988-89	Ken Robertson, Cleveland State	28	111	4.0
1989-90	Ken Robertson, Cleveland State	28	79	2.8
1990-91	Brian Hill, Illinois-Chicago	30	72	2.4
1991-92	Roy Coleman, Akron	28	75	2.7
1992-93	Mark Woods, Wright State	30	109	3.6
1993-94	Kenny Williams, Illinois-Chicago	29	72	2.5
1994-95	Andre Humphrey, Western Illinois	26	74	2.9
1995-96	Andre Hoard, NE Illinois	27	97	3.6
1996-97	Andre Hoard, NE Illinois	27	72	2.7
1997-98	Jermaine Hicks, Chicago State	27	53	2.0
1998-99	Derek Williams, IUPUI	27	53	2.0
1999-00	Fred House, Southern Utah	29	98	3.4
2000-01	Fred House, Southern Utah	31	93	3.0
2001-02	Brad Buddenborg, Oakland	30	60	2.0
2002-03	Rawle Marshall, Oakland	28	80	2.9
2003-04	Deangelo Newsom, Southern Utah	28	66	2.4




**Oral Roberts' Caleb Green led the league in rebounding (9.9) and field goals percentage (.590) en route to earning first team All Mid-Con honors.**

## BLOCKED SHOTS


Year	Player, Team	G	Blocks	Avg.
1982-83	Ricky Johnson, SW Missouri State	29	57	2.0
1983-84	Scott Stafford, Northern Iowa	28	51	1.8
1984-85	Kevin Duckworth, Eastern Illinois	27	44	1.6
1985-86	Tom Bragg, Western Illinois	24	33	1.4
1986-87	Nate Chambers, Illinois-Chicago	32	45	1.4
1987-88	Derrick Johnson, Illinois-Chicago	28	56	2.0
1988-89	Derrick Johnson, Illinois-Chicago	30	42	1.4
1989-90	Larry Hill, UW-Green Bay	32	44	1.4
1990-91	Earl Johnson, Western Illinois	28	38	1.4
1991-92	Larry Hill, UW-Green Bay	30	49	1.6
1992-93	Shelby Thurmond, Western Illinois	27	83	3.1
1993-94	Sherell Ford, Illinois-Chicago	29	46	1.6
1994-95	Keith Closs, Central Conn. State	26	139	5.3
1995-96	Keith Closs, Central Conn. State	28	178	6.4
1996-97	Janthony Joseph, Western Illinois	29	58	2.0
1997-98	Rocky Walls, Oral Roberts	31	58	1.9
1998-99	Zoran Viskovic, Oral Roberts	29	51	1.8
1999-00	Darrell Johns, Chicago State	23	45	2.0
2000-01	Raitis Grafts, Valparaiso	32	67	2.1
2001-02	Kendrick Moore, Oral Roberts	31	103	3.3
2002-03	Kendrick Moore, Oral Roberts	28	94	3.4
2003-04	Deji Akindele, Chicago State	32	62	1.9

## FIELD GOAL PERCENTAGE

Year	Player, Team	G	FG	FGA	Pct.
1982-83	Ivan Daniels, Illinois-Chicago	28	183	306	.598
1983-84	Eric Gray, SW Missouri State	28	117	179	.654
1984-85	Dirk Androff, Eastern Illinois	30	141	215	.656
1985-86	Kevin Duckworth, Eastern Illinois	32	250	396	.631
1986-87	Greg McDermott, Northern Iowa	28	148	248	.597
1987-88	Kelby Stuckey, SW Missouri State	30	166	259	.641
1988-89	Brian Parker, Cleveland State	28	168	253	.664
1989-90	Lee Campbell, SW Missouri State	29	192	275	.698
1990-91	Pete Freeman, Akron	28	175	250	.700
1991-92	Larry Hill, UW-Green Bay	30	118	192	.615
1992-93	Mike Nahar, Wright State	30	190	296	.642
1993-94	Jeff Nordgaard, UW-Green Bay	34	207	351	.590
1994-95	Bill Langheim, Cent. Conn. State	23	124	207	.599
1995-96	Clint Ford, Western Illinois	24	110	185	.595
1996-97	Sean Scott, Central Conn. State	24	128	191	.670
1997-98	Zoran Viskovic, Valparaiso	33	176	280	.629
1998-99	Zoran Viskovic, Valparaiso	29	124	204	.608
1999-00	Michael Jackson, UMKC	29	226	384	.589
2000-01	Dan Champagne, Oakland	28	139	214	.650
2001-02	Dan Champagne, Oakland	30	149	236	.631
2002-03	Clark Bone, Chicago State	30	99	146	.678
2003-04	Caleb Green, Oral Roberts	28	177	300	.590



Chicago State's Royce Parran was selected as the Mid-Con's Sixth Man of the Year last season. He contributed 8.4 points and 2.0 rebounds per game in relief.



Valparaiso's Ali Berdiel was a second team All Mid-Con selection in 2003-04. He was among the league leaders in assists and steals.

## THREE-POINT FIELD GOAL PERCENTAGE

Year	Player, Team	G	3FG	3FGA	Pct.
1986-87	Winston Garland, SW Missouri St.	34	57	113	.504
1987-88	Nick Nurse, Northern Iowa	28	72	145	.497
1988-89	Mike Jones, Valparaiso	27	92	187	.492
1989-90	Dan Oberbrunner, UW-Green Bay	31	47	93	.505
1990-91	Tony Bennett, UW-Green Bay	31	80	150	.533
1991-92	Lance Barker, Valparaiso	26	61	117	.521
1992-93	Casey Schmidt, Valparaiso	28	71	149	.477
1993-94	Andre Smith, Youngstown State	23	40	90	.444
1994-95	Bryce Drew, Valparaiso	27	78	170	.459
1995-96	Mark Heidersbach, NE Illinois	27	48	115	.417
1996-97	Bryce Drew, Valparaiso	31	100	219	.457
1997-98	Tim Gill, Oral Roberts	31	95	196	.485
1998-99	Rodney Thomas, IUPUI	26	59	113	.522
1999-00	Eric Perry, Oral Roberts	27	82	185	.443
2000-01	Milo Stovall, Valparaiso	28	43	98	.439
2001-02	Bryan Buchanan, IUPUI	25	84	194	.433
2002-03	David Palmer, Southern Utah	28	58	127	.457
2003-04	David Palmer, Southern Utah	27	62	125	.496

## FREE THROW PERCENTAGE

Year	Player, Team	G	FT	FTA	Pct.
1982-83	Joe Dykstra, Western Illinois	31	156	176	.886
1983-84	J.D. Dykstra, Western Illinois	23	96	111	.865
1984-85	Larry Dougherty, Valparaiso	28	125	147	.850
1985-86	Chris Ward, SW Missouri State	32	88	104	.846
1986-87	Adrian Bolding, UW-Green Bay	29	58	69	.841
1987-88	Gerald Jones, Eastern Illinois	22	49	54	.907
1988-89	Tony Bennett, UW-Green Bay	27	111	131	.847
1989-90	Troy Muilenburg, Northern Iowa	32	91	105	.867
1990-91	Troy Muilenburg, Northern Iowa	32	101	119	.849
1991-92	Tony Bennett, UW-Green Bay	30	100	121	.826
1992-93	Casey Schmidt, Valparaiso	27	70	78	.897
1993-94	Casey Schmidt, Valparaiso	25	75	81	.926
1994-95	Lance Barker, Valparaiso	28	72	82	.878
1995-96	Bryce Drew, Valparaiso	32	103	118	.866
1996-97	Bryce Drew, Valparaiso	31	131	149	.879
1997-98	Mike Martino, Buffalo	28	110	134	.821
1998-99	Jeff Monaco, Southern Utah	30	61	67	.910
1999-00	Brad Buddenberg, Oakland	28	107	120	.892
2000-01	Craig Haese, Youngstown State	29	62	66	.939
2001-02	Brian Williams, Western Illinois	28	88	109	.807
2002-03	Luke Spencer-Gardner, Oral Roberts	28	115	135	.852
2003-04	Royce Parran, Chicago State	32	79	90	.878

# TEAM ANNUAL LEADERS



## SCORING OFFENSE

Year	Team	G	Points	Avg.
1982-83	Western Illinois	31	2,310	74.5
1983-84	Illinois-Chicago	29	2,366	81.6
1984-85	Cleveland State	29	2,364	81.5
1985-86	Cleveland State	33	2,934	88.9
1986-87	Cleveland State	33	2,755	83.5
1987-88	Cleveland State	30	2,520	84.0
1988-89	Cleveland State	28	2,405	85.9
1989-90	Cleveland State	28	2,328	83.1
1990-91	Western Illinois	28	2,100	75.0
1991-92	Wright State	28	2,201	78.6
1992-93	Wright State	30	2,674	89.1
1993-94	Illinois-Chicago	29	2,466	85.0
1994-95	Troy State	27	2,468	91.4
1995-96	Troy State	27	2,549	94.4
1996-97	Troy State	27	2,137	79.1
1997-98	Oral Roberts	31	2,485	80.2
1998-99	Oral Roberts	28	2,166	77.4
1999-00	UMKC	29	2,126	73.3
2000-01	Oakland	28	2,089	74.6
2001-02	Valparaiso	33	2,564	77.7
2002-03	Oakland	28	2,207	78.8
2003-04	Oral Roberts	28	2,265	80.9

## SCORING DEFENSE

Year	Team	G	Points	Avg.
1982-83	UW-Green Bay	28	1,776	63.4
1983-84	SW Missouri State	28	1,670	59.6
1984-85	SW Missouri State	30	1,975	65.8
1985-86	SW Missouri State	32	1,919	59.9
1986-87	SW Missouri State	34	1,958	57.6
1987-88	UW-Green Bay	27	1,642	60.8
1988-89	SW Missouri State	31	1,962	63.3
1989-90	UW-Green Bay	32	1,913	59.8
1990-91	Northern Illinois	31	1,781	57.5
1991-92	UW-Green Bay	30	1,659	55.3
1992-93	UW-Green Bay	27	1,705	63.1
1993-94	UW-Green Bay	34	1,872	55.1
1994-95	Youngstown State	28	1,843	65.8
1995-96	Youngstown State	27	1,754	65.0
1996-97	Youngstown State	27	1,778	65.9
1997-98	Youngstown State	29	1,872	64.6
1998-99	Valparaiso	32	2,046	63.9
1999-00	Valparaiso	32	2,006	62.7
2000-01	UMKC	30	1,815	60.5
2001-02	UMKC	29	1,796	61.9
2002-03	Valparaiso	31	2,040	65.8
2003-04	Centenary	28	1,905	68.0

## REBOUNDING OFFENSE

Year	Team	G	Rebs	Avg.
1982-83	Cleveland State	28	1,076	38.4
1983-84	Illinois-Chicago	29	1,122	38.7
1984-85	Cleveland State	29	1,055	36.4
1985-86	Cleveland State	33	1,268	38.4
1986-87	Illinois-Chicago	32	1,233	38.5
1987-88	Cleveland State	30	1,222	40.7
1988-89	Cleveland State	28	1,124	40.1
1989-90	Cleveland State	28	1,107	39.5
1990-91	Northern Illinois	31	1,101	35.5
1991-92	Northern Illinois	28	1,056	37.7
1992-93	Northern Illinois	27	1,054	39.0
1993-94	Cleveland State	29	1,183	40.8
1994-95	Troy State	27	1,109	41.1
1995-96	Central Conn. St.	28	1,215	43.4
1996-97	Troy State	27	1,073	39.7
1997-98	Youngstown State	29	1,142	39.3
1998-99	Valparaiso	32	1,217	38.0
1999-00	Valparaiso	32	1,172	36.6
2000-01	Valparaiso	32	1,200	37.5
2001-02	IUPUI	30	1,133	37.8
2002-03	Oral Roberts	28	1,058	37.8
2003-04	Valparaiso	31	1,183	38.2

## REBOUNDING MARGIN

Year	Team	Own	Opp	Mar.
1982-83	Eastern Illinois	37.0	31.8	+5.2
1983-84	Eastern Illinois	37.3	32.1	+5.2
1984-85	Cleveland State	36.4	31.9	+4.5
1985-86	Cleveland State	38.4	31.0	+7.4
1986-87	Cleveland State	40.7	34.7	+6.0
1987-88	SW Missouri State	32.4	27.8	+4.6
1988-89	Cleveland State	39.5	34.3	+5.2
1990-91	Northern Illinois	35.5	28.0	+7.5
1991-92	Northern Illinois	37.7	34.5	+3.2
1992-93	Wright State	37.9	31.6	+6.3
1993-94	Valparaiso	38.4	34.9	+3.5
1994-95	Youngstown State	39.1	33.5	+5.6
1995-96	Valparaiso	36.8	31.4	+5.4
1996-97	Valparaiso	38.2	32.6	+5.6
1997-98	Youngstown State	39.4	34.0	+5.5
1998-99	Valparaiso	38.0	30.8	+7.2
1999-00	Valparaiso	36.6	31.3	+5.3
2000-01	Valparaiso	37.5	30.3	+7.3
2001-02	Valparaiso	37.6	36.5	+1.2
2002-03	Valparaiso	35.7	32.0	+3.7
2003-04	IUPUI	37.4	34.2	+3.2

## FIELD GOAL PERCENTAGE


Year	Team	FG	FGA	Pct.
1982-83	Eastern Illinois	899	1,797	.500
1983-84	SW Missouri State	693	1,315	.527
1984-85	SW Missouri State	852	1,607	.533
1985-86	Cleveland State	1,156	2,209	.523
1986-87	SW Missouri State	883	1,712	.516
1987-88	SW Missouri State	732	1,418	.516
1988-89	SW Missouri State	769	1,480	.520
1989-90	Northern Iowa	924	1,849	.500
	SW Missouri State	778	1,555	.500
1990-91	UW-Green Bay	760	1,497	.508
1991-92	UW-Green Bay	759	1,481	.512
1992-93	Wright State	987	1,912	.516
1993-94	UW-Green Bay	824	1,681	.490
1994-95	Valparaiso	773	1,641	.471
1995-96	Valparaiso	915	1,909	.479
1996-97	Western Illinois	820	1,657	.495
1997-98	Oral Roberts	890	1,848	.482
1998-99	Oral Roberts	782	1,625	.481
1999-00	UMKC	765	1,566	.489
2000-01	Southern Utah	783	1,602	.489
2001-02	Oral Roberts	799	1,772	.451
2002-03	Southern Utah	683	1,429	.478
2003-04	Southern Utah	636	1,324	.480

## THREE-POINT FIELD GOAL PERCENTAGE

Year	Team	3FG	3FGA	Pct.
1986-87	Northern Iowa	108	256	.422
1987-88	UW-Green Bay	110	244	.451
1988-89	UW-Green Bay	155	346	.448
1989-90	UW-Green Bay	170	388	.438
1990-91	UW-Green Bay	189	407	.464
1991-92	UW-Green Bay	204	437	.467
1992-93	Valparaiso	214	500	.428
1993-94	Northern Illinois	154	400	.385
1994-95	Valparaiso	209	528	.396
1995-96	Valparaiso	201	534	.376
1996-97	Western Illinois	186	473	.393
1997-98	Oral Roberts	268	667	.402
1998-99	IUPUI	165	407	.405
1999-00	Western Illinois	210	567	.370
2000-01	Southern Utah	197	493	.400
2001-02	Southern Utah	195	496	.393
2002-03	Southern Utah	172	441	.390
2003-04	Southern Utah	178	420	.424

## FREE THROW PERCENTAGE

Year	Team	FT	FTA	Pct.
1982-83	Western Illinois	526	679	.775
1983-84	Valparaiso	380	509	.747
1984-85	SW Missouri State	440	573	.768
1985-86	Northern Iowa	347	468	.741
1986-87	Northern Iowa	390	507	.769
1987-88	Eastern Illinois	498	663	.751
1988-89	UW-Green Bay	359	467	.769
1989-90	UW-Green Bay	411	532	.773
1990-91	UW-Green Bay	396	530	.747
1991-92	Valparaiso	361	499	.724
1992-93	Valparaiso	412	532	.774
1993-94	UW-Green Bay	462	607	.761
1994-95	UMKC	481	675	.713
1995-96	Central Conn. St.	532	750	.709
1996-97	Youngstown State	358	520	.688
1997-98	Buffalo	510	701	.728
1998-99	Youngstown State	303	426	.711
1999-00	Oakland	486	654	.743
2000-01	UMKC	315	414	.761
2001-02	UMKC	361	475	.760
2002-03	Oral Roberts	530	706	.751
2003-04	Oral Roberts	492	647	.760



Southern Utah's Deangelo Newsom led the Mid-Con in steals in 2003-04 at a 2.4 clip. The senior forward was 28th among NCAA leaders in thefts per game.

## POINTS

No.	Player, Team	Years
1.	2,488 Michael Watson, UMKC	2000-04
2.	2,314 Mike Helms, Oakland	2000-04
3.	2,285 Tony Bennett, UW-Green Bay	1988-92
4.	2,256 Ken McFadden, Cleveland State	1985-89
5.	2,142 Bryce Drew, Valparaiso	1994-98
6.	2,033 Jason Reese, Northern Iowa	1986-90
7.	2,025 Kenny Williams, Illinois-Chicago	1990-94
8.	2,004 Randy Kraayenbrink, Northern Iowa	1982-86
9.	1,946 Clinton Ransey, Cleveland State	1983-87
10.	1,926 Jay Taylor, Eastern Illinois	1985-89
11.	1,785 Tracy Gipson, Valparaiso	1989-93
12.	1,708 Mike Martinho, Buffalo	1994-98
13.	1,702 Brad Buddenberg, Oakland	1998-02
14.	1,675 Lubos Barton, Valparaiso	1998-02
15.	1,621 Raitis Grafts, Valparaiso	1999-03
16.	1,619 Richard Sims, UW-Green Bay	1983-88
17.	1,589 Rasaan Young, Buffalo	1994-98
18.	1,587 Jon Collins, Eastern Illinois	1983-86
19.	1,578 Brian Hill, Illinois-Chicago	1988-92
20.	1,569 Kevin Duckworth, Eastern Illinois	1982-86
21.	1,568 Jeff Monaco, Southern Utah	1997-01
22.	1,538 Jason Rozycki, Oakland	1998-02
23.	1,508 Harry Bell, Valparaiso	1984-88
24.	1,470 David Redmon, Valparaiso	1992-95
25.	1,443 Michael Jackson, UMKC	1999-02
26.	1,437 Joe Dykstra, Western Illinois	1982-85
27.	1,436 Jim Ford, Valparaiso	1985-89
28.	1,404 Barry Johnson, Eastern Illinois	1988-92
29.	1,402 Eric Mudd, Cleveland State	1983-88
30.	1,378 Mike Jones, Valparaiso	1986-89, 90-91
31.	1,349 Gerald Jones, Eastern Illinois	1987-91
32.	1,348 Garrick Vicks, Western Illinois	1993-96
33.	1,345 Milo Stovall, Valparaiso	1998-02
34.	1,343 Bill Edwards, Wright State	1991-93
35.	1,319 Kory Billups, Chicago State	1994-97
36.	1,305 Sherell Ford, Illinois-Chicago	1992-94
37.	1,297 Ivan Daniels, Illinois-Chicago	1982-85
38.	1,253 Dan Champagne, Oakland	1998-02
39.	1,248 Winston Garland, SW Missouri State	1985-87
40.	1,231 Nathan Chambers, Illinois-Chicago	1984-88

## POINTS PER GAME\* (min. 50 games)

No.	Player, Team	Years
1.	23.16 Bill Edwards, Wright State	1991-93
2.	21.39 Sherell Ford, Illinois-Chicago	1992-94
3.	21.26 Michael Watson, UMKC	2000-04
4.	20.59 Andrell Hoard, Northeastern Illinois	1995-97
5.	19.95 Mike Helms, Oakland	2000-04
6.	19.36 Tony Bennett, UW-Green Bay	1988-92
7.	19.28 Ken McFadden, Cleveland State	1985-89
8.	19.14 Rasaan Young, Buffalo	1994-98
9.	18.91 Winston Garland, SW Missouri State	1985-87
10.	18.89 Jon Collins, Eastern Illinois	1983-86

## FIELD GOALS

No.	Player, Team	Years
1.	850 Michael Watson, UMKC	2000-04
2.	800 Ken McFadden, Cleveland State	1985-89
3.	794 Randy Kraayenbrink, Northern Iowa	1982-86
4.	792 Tony Bennett, UW-Green Bay	1988-92
5.	764 Jason Reese, Northern Iowa	1986-90
6.	757 Mike Helms, Oakland	2000-04
7.	744 Clinton Ransey, Cleveland State	1983-87
8.	718 Kenny Williams, Illinois-Chicago	1990-94
9.	714 Jay Taylor, Eastern Illinois	1985-89
10.	696 Bryce Drew, Valparaiso	1994-98

## FIELD GOAL ATTEMPTS

No.	Player, Team	Years
1.	2,274 Michael Watson, UMKC	2000-04
2.	1,757 Mike Helms, Oakland	2000-04
3.	1,644 Randy Kraayenbrink, Northern Iowa	1982-86
4.	1,639 Ken McFadden, Cleveland State	1985-89
5.	1,570 Tracy Gipson, Valparaiso	1989-93
6.	1,549 Bryce Drew, Valparaiso	1994-98
7.	1,545 Kenny Williams, Illinois-Chicago	1990-94
8.	1,511 Clinton Ransey, Cleveland State	1983-87
9.	1,501 Tony Bennett, UW-Green Bay	1988-92
10.	1,401 Jason Reese, Northern Iowa	1986-90
11.	1,391 Jay Taylor, Eastern Illinois	1985-89
12.	1,381 Harry Bell, Valparaiso	1984-88
13.	1,368 Brad Buddenberg, Oakland	1998-02
14.	1,336 Lubos Barton, Valparaiso	1998-02
	1,336 Brian Hill, Illinois-Chicago	1988-92
16.	1,316 Richard Sims, UW-Green Bay	1983-88
17.	1,261 Mike Martinho, Buffalo	1994-98
18.	1,256 Jon Collins, Eastern Illinois	1983-86
19.	1,230 David Redmon, Valparaiso	1992-95
20.	1,208 Barry Johnson, Eastern Illinois	1988-92

## FIELD GOAL PERCENTAGE\* (min. 300 made)

Pct.	Player, Team	Years
1.	.661 Brian Parker, Cleveland State	1988-90
2.	.610 Dan Champagne, Oakland	1998-02
	.610 Kelby Stuckey, SW Missouri State	1985-89
4.	.609 Mike Nahar, Wright State	1991-94
5.	.599 Stan Worthy, SW Missouri State	1986-88
6.	.595 Zoran Viskovic, Valparaiso	1996-99
7.	.586 Sean Hammonds, Wright State	1991-94
8.	.584 Steve Phlyfe, Northern Iowa	1987-90
9.	.581 Greg McDermott, Northern Iowa	1984-88
10.	.578 Ivan Daniels, Illinois-Chicago	1982-85

## THREE-POINT FIELD GOALS

No.	Player, Team	Years
1.	391 Michael Watson, UMKC	2000-04
2.	364 Bryce Drew, Valparaiso	1994-98
3.	328 Mike Martinho, Buffalo	1994-98
4.	292 Jason Rozycki, Oakland	1998-02
5.	290 Tony Bennett, UW-Green Bay	1988-92
6.	286 Brad Buddenberg, Oakland	1998-02
7.	274 Brian Hill, Illinois-Chicago	1988-92
8.	262 Dave Olson, Eastern Illinois	1998-02
9.	256 Jeff Monaco, Southern Utah	1997-01
10.	244 Lubos Barton, Valparaiso	1998-02

## THREE-POINT FIELD GOAL ATTEMPTS

No.	Player, Team	Years
1.	1,098 Michael Watson, UMKC	2000-04
2.	861 Mike Martinho, Buffalo	1994-98
3.	837 Bryce Drew, Valparaiso	1994-98
4.	819 Jason Rozycki, Oakland	1998-02
5.	757 Brian Hill, Illinois-Chicago	1998-92
6.	731 Brad Buddenberg, Oakland	1998-02
7.	668 Lubos Barton, Valparaiso	1998-02
8.	657 Jeff Monaco, Southern Utah	1991-01
9.	601 Rodney Donaldson, Troy State	1994-97
10.	597 Mike Helms, Oakland	2000-04

## THREE-POINT FIELD GOAL PERCENTAGE\* (min. 100 made)

Pct.	Player, Team	Years
1.	.497 Tony Bennett, UW-Green Bay	1988-92
2.	.476 David Palmer, Southern Utah	2002-04
3.	.468 Nick Nurse, Northern Iowa	1985-89
4.	.466 Dave Olson, Eastern Illinois	1988-92
5.	.448 Rodney Thomas, IUPUI	1998-00
6.	.444 Gerald Jones, Eastern Illinois	1987-91
7.	.437 John Martinez, UW-Green Bay	1989-94
8.	.435 Bryce Drew, Valparaiso	1994-98
9.	.433 Dean Rondorf, UW-Green Bay	1989-93
10.	.430 Mark Alberts, Akron	1990-92

\* minimum of two seasons



# CAREER LEADERS



## FREE THROWS

No.	Player, Team	Years
1.	597 Ken McFadden, Cleveland State	1985-89
2.	588 Mike Helms, Oakland	2000-04
3.	504 Jason Reese, Northern Illinois	1986-90
4.	500 Rasaan Young, Buffalo	1994-98
5.	445 Clinton Ransey, Cleveland State	1983-87
6.	415 Joe Dykstra, Western Illinois	1982-85
7.	414 Raitis Grafts, Valparaiso	1999-03
8.	411 Tony Bennett, UW-Green Bay	1988-92
	411 Jay Taylor, Eastern Illinois	1985-89
10.	410 Randy Kraayenbrink, Northern Iowa	1982-86
	410 Jason Rozycki, Oakland	1998-02
12.	397 Michael Watson, UMKC	2000-04
13.	394 Mike Martinho, Buffalo	1994-98
	394 Steve Rowe, Eastern Illinois	1988-92
15.	386 Bryce Drew, Valparaiso	1994-98
16.	378 Kelby Stuckey, SW Missouri State	1985-89
17.	361 Kenny Williams, Illinois-Chicago	1990-94
18.	330 Matt Crenshaw, IUPUI	2000-04
19.	327 Tracy Gipson, Valparaiso	1989-93
20.	324 Michael Jackson, UMKC	1999-02
	324 Milo Stovall, Valparaiso	1998-02

## FREE THROWS ATTEMPTED

No.	Player, Team	Years
1.	802 Mike Helms, Oakland	2000-04
2.	761 Ken McFadden, Cleveland State	1985-89
3.	710 Rasaan Young, Buffalo	1994-98
4.	670 Jason Reese, Northern Iowa	1986-90
5.	620 Raitis Grafts, Valparaiso	1999-03
6.	604 Clinton Ransey, Cleveland State	1983-87
7.	553 Jay Taylor, Eastern Illinois	1985-89
8.	550 Kelby Stuckey, SW Missouri State	1985-89
9.	531 Steve Rowe, Eastern Illinois	1988-92
10.	515 Randy Kraayenbrink, Northern Iowa	1982-86
11.	497 Michael Watson, UMKC	2000-04
12.	492 Mike Martinho, Buffalo	1994-98
13.	489 Tony Bennett, UW-Green Bay	1988-92
14.	487 Jason Rozycki, Oakland	1998-02
15.	480 Joe Dykstra, Western Illinois	1982-85
16.	473 Garrick Vicks, Western Illinois	1993-96
17.	472 Kenny Williams, Illinois-Chicago	1990-94
18.	472 Chris Ensminger, Valparaiso	1992-96
19.	463 Bryce Drew, Valparaiso	1994-98
20.	456 Milo Stovall, Valparaiso	1998-02

## FREE THROW PERCENTAGE\* (min. 200 made)

No.	Player, Team	Years
1.	.870 Jeff Monaco, Southern Utah	1997-01
2.	.865 Joe Dykstra, Western Illinois	1982-85
3.	.842 Jason Rozycki, Oakland	1998-02
4.	.840 Tony Bennett, UW-Green Bay	1988-92
5.	.835 Troy Muilenburg, Northern Iowa	1986-87, 88-91
6.	.834 Bryce Drew, Valparaiso	1994-98
7.	.825 Rob Cavanaugh, Valparaiso	1990-94
8.	.816 Gerald Jones, Eastern Illinois	1987-91
9.	.815 Brad Buddenberg, Oakland	1998-02
10.	.810 Mike Nahar, Wright State	1991-94
11.	.801 Bobby Locke, Illinois-Chicago	1985-87
	.801 Mike Martinho, Buffalo	1994-98
13.	.799 Michael Watson, UMKC	2000-04
14.	.798 Dean Vander Plas, Eastern Illinois	1987-91
15.	.797 Lubos Barton, Valparaiso	1998-02
16.	.796 Randy Kraayenbrink, Northern Iowa	1982-86
17.	.795 Scott Anselm, Valparaiso	1985-89
18.	.792 Ron Aterman, Western Illinois	1989-91
	.792 Luke Spencer-Gardner, Oral Roberts	2000-pres.
20.	.789 Tony Freeman, Illinois-Chicago	1988-89, 90-91

## REBOUNDS

No.	Player, Team	Years
1.	910 Chris Ensminger, Valparaiso	1992-96
2.	908 Warren Bradley, Cleveland State	1984-89
3.	907 Eric Mudd, Cleveland State	1983-88
4.	872 Kevin Duckworth, Eastern Illinois	1982-86
5.	841 Raitis Grafts, Valparaiso	1999-03
6.	778 Derrick Johnson, Illinois-Chicago	1985-89
7.	773 Jason Reese, Northern Iowa	1986-90
8.	753 Lubos Barton, Valparaiso	1998-02
9.	751 Kory Billups, Chicago State	1994-97
10.	737 Barry Johnson, Eastern Illinois	1988-92
11.	708 Nathan Chambers, Illinois-Chicago	1984-88
12.	704 Joaquim Gomes, Valparaiso	2000-04
13.	690 David Brown, Youngstown State	1998-01
14.	661 Desmond Harrison, Youngstown State	1997-01
	661 Kelby Stuckey, SW Missouri State	1985-89
16.	648 Don Carlisle, IUPUI	1998-01
17.	647 Harry Bell, Valparaiso	1984-88
18.	643 Clinton Ransey, Cleveland State	1983-87
19.	641 Jim Ford, Valparaiso	1985-89
20.	586 Garrick Vicks, Western Illinois	1993-96

## REBOUNDS PER GAME\* (min. 50 games)

Avg.	Player, Team	Years
1.	9.39 Kory Billups, Chicago State	1994-97
2.	9.02 Lee Campbell, SW Missouri State	1988-90
3.	8.98 Dareko Rawlins, UMKC	1994-96
4.	8.86 Bill Edwards, Wright State	1991-93
5.	8.59 Sherell Ford, Illinois-Chicago	1992-94
6.	8.37 Keith Closs, Central Connecticut State	1994-96
7.	8.23 Cortney Scott, Oakland	2002-pres.
8.	8.19 Sam Mitchell, Cleveland State	1992-94
9.	7.98 Dave Youdath, Cleveland State	1982-84
10.	7.88 Cameron Boozer, Troy State	1994-96

## ASSISTS

No.	Player, Team	Years
1.	626 Bryce Drew, Valparaiso	1994-98
2.	599 Tony Bennett, UW-Green Bay	1988-92
3.	562 Craig Lathen, Illinois-Chicago	1982-85
4.	547 Jeff Monaco, Southern Utah	1997-01
5.	514 Mychal Covington, Oakland	1998-02
6.	510 Matt Crenshaw, IUPUI	2000-04
7.	487 Kenny Williams, Illinois Chicago	1990-94
8.	471 Frank Nardi, UW-Green Bay	1984-88
9.	463 Ken McFadden, Cleveland State	1985-89
10.	436 Luke Spencer-Gardner, Oral Roberts	2000-pres.
11.	435 Eddie Bryant, Cleveland State	1983-87
12.	426 Dale Turner, Northern Iowa	1988-91
13.	425 Gravelle Craig, Cleveland State	1990-93
	425 Brian Smith, SW Missouri State	1982-85
15.	420 Ken Robertson, Cleveland State	1986-90
16.	418 Rob Williams, Northern Iowa	1982-86
17.	415 John Hernandez, Eastern Illinois	1992-96
18.	408 John Martinez, UW-Green Bay	1989-94
19.	395 Shawn Hood, Cleveland State	1983-87
20.	391 Basil Robinson, SW Missouri State	1982-87

## ASSISTS PER GAME\* (min. 50 games)

Avg.	Player, Team	Years
1.	8.52 Craig Lathen, Illinois-Chicago	1982-85
2.	6.46 John McIvain, Valparaiso	1982-84
3.	5.54 Eric Chinn, Western Illinois	1986-88
4.	5.52 Gravelle Craig, Cleveland State	1990-93
5.	5.29 Troy Richardson, Eastern Illinois	1983-85
6.	5.17 Jermaine Ball, Troy State	1995-97
	5.17 Bryce Drew, Valparaiso	1994-98
8.	5.15 Doug Lewis, SW Missouri State	1987-89
9.	5.09 Tony Freeman, Illinois-Chicago	1988-91
10.	5.08 Tony Bennett, UW-Green Bay	1988-92



# CAREER LEADERS

## STEALS

No.	Player, Team	Years
1.	341 Ken Robertson, Cleveland State	1986-90
2.	245 Ken McFadden, Cleveland State	1985-89
3.	240 Clinton Ransey, Cleveland State	1983-87
4.	237 Kenny Williams, Illinois-Chicago	1990-94
5.	227 Shawn Hood, Cleveland State	1983-87
6.	225 Jeff Monaco, Southern Utah	1997-01
7.	209 Brian Hill, Illinois-Chicago	1988-92
8.	201 Eddie Bryant, Cleveland State	1983-87
9.	191 Fred House, Southern Utah	1999-01
10.	190 Lubos Barton, Valparaiso	1998-02
11.	186 Bryce Drew, Valparaiso	1994-98
12.	176 Frank Nardi, UW-Green Bay	1984-88
13.	174 Scott Anselm, Valparaiso	1985-89
	174 Norm Evans, Eastern Illinois	1984-88
15.	173 Michael Watson, UMKC	2000-04
16.	170 Steve Corbin, Cleveland State	1982-86
17.	169 Andrell Hoard, Northeastern Illinois	1995-97
18.	166 Ben Johnson, UW-Green Bay	1988-92
19.	165 Nick Nurse, Northern Iowa	1985-89
	165 Milo Stovall, Valparaiso	1998-02

## STEALS PER GAME\* (min. 50 games)

Avg.	Player, Team	Years
1.	3.18 Fred House, Southern Utah	1999-01
2.	3.13 Andrell Hoard, Northeastern Illinois	1995-97
3.	2.87 Ken Robertson, Cleveland State	1986-90
4.	2.65 Andre Humphrey, Western Illinois	1993-95
5.	2.43 Roy Coleman, Akron	1990-92
	2.43 Troy Richardson, Eastern Illinois	1983-85
7.	<b>2.41 Rawle Marshall, Oakland</b>	<b>2002-pres.</b>
8.	2.33 Erin Washington, UMKC	1994-96
9.	2.26 Craig Lathen, Illinois-Chicago	1982-85
10.	2.22 Chris Harris, Illinois-Chicago	1988-90

## BLOCKED SHOTS

No.	Player, Team	Years
1.	317 Keith Closs, Central Connecticut State	1994-96
2.	228 Raitis Grafts, Valparaiso	1994-03
3.	197 Kendrick Moore, Oral Roberts	2001-03
4.	149 Shelby Thurmond, Western Illinois	1992-93, 94-95
5.	146 Derrick Johnson, Illinois-Chicago	1985-89
6.	138 Michael Jackson, UMKC	1999-02
7.	134 Charles Price, IUPUI	1999-02
8.	127 Zoran Viskovic, Valparaiso	1996-99
9.	125 David Brown, Youngstown State	1997-01
10.	123 Kevin Duckworth, Eastern Illinois	1982-86
11.	117 Shawn Ferus, Cleveland State	1989-93
12.	112 Sherell Ford, Illinois-Chicago	1992-94
	112 Larry Hill, UW-Green Bay	1986-90
14.	111 Joaquim Gomes, Valparaiso	2000-04
15.	108 Nathan Chambers, Illinois-Chicago	1984-88
16.	102 Janthony Joseph, Western Illinois	1995-97
17.	97 Jeff Black, Troy State	1994-98
18.	94 Harry Bell, Valparaiso	1984-88
19.	87 Kenyatta Clyde, Southern Utah	1997-99
	87 Dave Williams, Illinois-Chicago	1998-00

## BLOCKED SHOTS PER GAME\* (min. 50 games)

Avg.	Player, Team	Years
1.	5.87 Keith Closs, Central Connecticut State	1994-96
2.	3.34 Kendrick Moore, Oral Roberts	2001-03
3.	2.71 Shelby Thurmond, Western Illinois	1992-93, 94-95
4.	1.84 Sherell Ford, Illinois-Chicago	1992-94
5.	1.80 Raitis Grafts, Valparaiso	1999-03
6.	1.76 Janthony Joseph, Western Illinois	1995-97
7.	1.64 Kenyatta Clyde, Southern Utah	1997-99
8.	1.61 Dave Williams, Illinois-Chicago	1982-84
9.	1.57 Michael Jackson, UMKC	1999-02
10.	1.56 Charles Price, IUPUI	1999-02

\* Minimum of two seasons played

## MID-CON MEN'S BASKETBALL CAREER COACHING LEADERS

### GAMES COACHED

Coach	Yrs.	Games
1. Homer Drew, Valparaiso	1988-02, 03-	451
2. Rick Samuels, Eastern Illinois	1982-96	407
3. Jim Kerwin, Western Illinois	1992-03	309
4. Jack Margenthaler, Western Illinois	1982-92	285
5. Dick Bennett, UW-Green Bay	1985-94	266

### CAREER WINS

Coach	Yrs.	Wins
1. Homer Drew, Valparaiso	1988-03, 03-	254
2. Rick Samuels, Eastern Illinois	1982-96	199
3. Dick Bennett, UW-Green Bay	1985-94	165
4. Charlie Spoonhour, SW Missouri St.	1983-90	152
5. Kevin Mackey, Cleveland State	1983-90	142

### CAREER WINNING PERCENTAGE (min. four seasons)

Coach	Yrs.	Record	Pct.
1. Charlie Spoonhour, SW Missouri St.	1983-90	152-61	.714
2. Kevin Mackey, Cleveland State	1983-90	142-69	.673
3. Dick Bennett, UW-Green Bay	1985-94	165-101	.620
4. Tim Cohane, Buffalo	1994-98	63-48	.568
5. Homer Drew, Valparaiso	1988-02, 03-	254-197	.563

### CONFERENCE GAMES COACHED

Coach	Yrs.	Games
1. Homer Drew, Valparaiso	1988-02, 03-	234
2. Rick Samuels, Eastern Illinois	1982-96	208
3. Jim Kerwin, Western Illinois	1992-03	176
4. Jack Margenthaler, Western Illinois	1982-92	138
5. Dick Bennett, UW-Green Bay	1985-94	122

### CONFERENCE WINS

Coach	Yrs.	Wins
1. Homer Drew, Valparaiso	1988-02, 03-	139
2. Rick Samuels, Eastern Illinois	1982-96	102
3. Jim Kerwin, Western Illinois	1992-03	79
4. Dick Bennett, UW-Green Bay	1985-94	76
5. Charlie Spoonhour, SW Missouri St.	1983-90	73

### CONFERENCE WINNING PERCENTAGE (min. four seasons)

Coach	Yrs.	Record	Pct.
1. Charlie Spoonhour, SW Missouri St.	1983-90	73-21	.777
2. Kevin Mackey, Cleveland State	1983-90	49-21	.700
3. Willie Little, Illinois-Chicago	1983-87	35-21	.625
4. Dick Bennett, UW-Green Bay	1985-94	76-46	.623

# TOURNAMENT RECORDS



## INDIVIDUAL

### Most Points Scored

- 38 Bill Edwards, Wright State vs. Illinois-Chicago, 3/8/93
- 35 Jeff Monaco, Southern Utah vs. UMKC, 3/6/00
- 34 Michael Watson, UMKC vs. Oral Roberts, 3/9/03
- 34 Juan Martinez, Western Illinois vs. Southern Utah, 3/5/00
- 33 Ken McFadden, Cleveland State vs. Illinois-Chicago, 3/7/86
- 62 Dan Oppland, Valparaiso vs. UMKC, 3/8/04
- 31 Markius Barnes, Oral Roberts vs. Youngstown State, 3/4/01
- 31 Lubos Barton, Valparaiso vs. Chicago State, 3/4/01
- 31 Sean Scott, Central Connecticut State vs. Valparaiso, 3/2/97
- 31 Clinton Ransey, Cleveland State vs. Northern Iowa, 3/9/84

### Most Rebounds

- 21 Rocky Walls, Oral Roberts vs. Southern Utah, 3/1/98
- 18 Sean Scott, Central Connecticut State vs. Valparaiso, 3/2/97
- 17 Chris Ensminger, Valparaiso vs. Youngstown State, 3/5/95
- 16 Juan Martinez, Western Illinois vs. Southern Utah, 3/5/00
- 16 Keith Closs, Central Connecticut State vs. UMKC, 3/3/96
- 16 Casey Schmidt, Valparaiso vs. Illinois-Chicago, 3/7/94
- 15 Rasau Young, Buffalo vs. Western Illinois, 3/5/95
- 15 Dick Knar, Illinois-Chicago vs. Valparaiso, 3/5/87
- 15 David Sysum, Illinois-Chicago vs. Valparaiso, 3/5/87
- 15 Daryl Rice, Illinois-Chicago vs. Western Illinois, 3/10/84

### Most Field Goals Made

- 14 Sherell Ford, Illinois-Chicago vs. Northern Illinois, 3/6/94
- 13 Dan Oppland, Valparaiso vs. UMKC, 3/8/04
- 13 Juan Martinez, Western Illinois vs. Southern Utah, 3/5/00
- 13 Sean Scott, Central Connecticut State vs. Valparaiso, 3/2/97
- 13 Randy Kraayenbrink, Northern Iowa vs. Cleveland State, 3/6/86
- 13 Brian Wilson, Illinois-Chicago vs. SW Missouri State, 3/6/85
- 12 Many players tied

*Most recently by: Michael Watson, UMKC vs. Oral Roberts, 3/9/03*

### Most Field Goals Attempted

- 28 Michael Watson, UMKC vs. Oral Roberts, 3/9/03
- 27 Sherell Ford, Illinois-Chicago vs. Northern Illinois, 3/6/94
- 26 Michael Watson, UMKC vs. Valparaiso, 3/4/02
- 25 Janthony Joseph, Western Illinois vs. Buffalo, 3/3/97
- 24 Bill Edwards, Wright State vs. Valparaiso, 3/7/93
- 23 Many players tied

*Most recently by: Michael Watson, UMKC vs. Oral Roberts, 3/7/04*

### Most Three-Point Field Goals Made

- 8 Andre Humphrey, Western Illinois vs. Buffalo, 3/5/95
- 7 David Palmer, Southern Utah vs. IUPUI, 3/10/03
- 7 Bryce Drew, Valparaiso vs. Western Illinois, 3/7/95
- 6 Odell Bradley, IUPUI vs. Southern Utah, 3/10/03
- 6 Tyrone Tiggs, Oral Roberts vs. Western Illinois, 3/3/02
- 6 Lubos Barton, Valparaiso vs. Chicago State, 3/4/01
- 6 David Olson, Eastern Illinois vs. UW-Green Bay, 3/9/92
- 5 Many players tied

*Most recently by: Ken Tutt, Oral Roberts vs. UMKC, 3/7/04  
Akeem Clark, IUPUI vs. Southern Utah, 3/7/04*

### Most Three-Point Field Goals Attempted

- 19 Andre Humphrey, Western Illinois vs. Buffalo, 3/5/95
- 14 Tyrone Tiggs, Oral Roberts vs. Western Illinois, 3/3/02
- 14 Jason Rozycki, Oakland vs. IUPUI, 3/3/02
- 13 Mike Martinho, Buffalo vs. Western Illinois, 3/3/97
- 12 Michael Watson, UMKC vs. Valparaiso, 3/4/02
- 12 Brad Buddenborg, Oakland vs. IUPUI, 3/3/02
- 12 Johnny Hawk, Western Illinois vs. Eastern Illinois, 3/5/90
- 11 Many players tied

### Free Throws Made

- 16 Bill Edwards, Wright State vs. Illinois-Chicago, 3/8/93
- 13 Mike Haley, Wright State vs. Eastern Illinois, 3/8/92
- 13 Clinton Ransey, Cleveland State vs. Northern Iowa, 3/9/84
- 12 Daryl Reed, Western Illinois vs. Cleveland State, 3/11/84
- 11 Lubos Barton, Valparaiso vs. Southern Utah, 3/7/00
- 11 Clark Bone, Chicago State vs. Valparaiso, 3/3/02
- 11 Tony Freeman, Illinois-Chicago vs. Northern Illinois, 3/3/91
- 11 Ken McFadden, Cleveland State vs. Illinois-Chicago, 3/7/86
- 10 Many players tied

*Most recently by: Raitis Grafts, Valparaiso vs. Chicago State, 3/9/03*

### Free Throws Attempted

- 22 Bill Edwards, Wright State vs. Illinois-Chicago, 3/8/93
- 20 Antanas Vilcinskas, Valparaiso vs. Northeastern Illinois, 3/3/97
- 18 Rocky Walls, Oral Roberts vs. Southern Utah, 3/1/98
- 18 Clinton Ransey, Cleveland State vs. Northern Iowa, 3/9/84
- 17 Clark Bone, Chicago State vs. Valparaiso, 3/3/02
- 16 Mike Haley, Wright State vs. Eastern Illinois, 3/8/92
- 14 Ali Berdiel, Valparaiso vs. UMKC, 3/8/04
- 14 Johnny Hernandez, Eastern Illinois vs. Valparaiso, 3/4/96
- 13 Many players tied

### Assists

- 14 Gravelle Craig, Cleveland State vs. Akron, 3/8/92
- 12 Mychal Covington, Oakland vs. IUPUI, 3/3/02
- 12 Doug Lewis, SW Missouri State vs. Valparaiso, 3/7/89
- 12 Brian Smith, SW Missouri State vs. Illinois-Chicago, 3/6/85
- 11 Mark Woods, Wright State vs. Illinois-Chicago, 3/8/93
- 11 Tony Bennett, UW-Green Bay vs. Eastern Illinois, 3/9/92
- 11 Tony Freeman, Illinois-Chicago vs. SW Missouri State, 3/8/89
- 10 Many players tied

*Most recently by: Matt Crenshaw, IUPUI vs. Southern Utah, 3/7/04*

### Blocked Shots

- 9 Kendrick Moore, Oral Roberts vs. IUPUI, 3/4/02
- 7 Keith Closs, Central Connecticut State vs. UMKC, 3/3/96
- 6 Brandon Lipsey, UMKC vs. Oral Roberts, 3/9/03
- 6 Keith Closs, Central Connecticut State vs. Western Illinois, 3/4/96
- 5 Kendrick Moore, Oral Roberts vs. Western Illinois, 3/3/02
- 5 Antanas Vilcinskas, Valparaiso vs. Central Connecticut State, 3/2/97
- 4 Many players tied

*Most recently by: Jeleel Akindele, Chicago St. vs. Centenary, 3/7/04*

### Most Steals

- 7 Fred House, Southern Utah vs. Western Illinois, 3/5/00
- 7 Steve Rowe, Eastern Illinois vs. Illinois-Chicago, 3/10/92
- 6 Fred House, Southern Utah vs. UMKC, 3/6/00
- 6 Clinton Ransey, Cleveland State vs. Illinois-Chicago, 3/6/87
- 5 Many players tied

*Most recently by: Rawle Marshall, Oakland vs. Valparaiso, 3/7/04  
Ron Howard, Valparaiso vs. UMKC, 3/8/04*

### Best Field Goal Percentage (min. 10 made)

- .000 (10-10) Kevin Duckworth, Eastern Ill. vs. SW Missouri St., 3/7/86
- .786 (11-14) Antanas Vilcinskas, Valparaiso vs. Central Conn. St., 3/2/97
- .769 (10-13) Jeff Nordgaard, UW-Green Bay vs. Ill.-Chicago, 3/8/94
- .750 (12-16) Kevin Duckworth, Eastern Illinois vs. Cleveland St., 3/8/86
- .733 (11-15) Jeff Monaco, Southern Utah vs. UMKC, 3/6/00
- .733 (11-15) Brian Hill, Illinois-Chicago vs. Northern Iowa, 3/5/90
- .733 (11-15) Ken McFadden, Cleveland State vs. Ill.-Chicago, 3/7/86
- .722 (13-18) Dan Oppland, Valparaiso vs. UMKC, 3/8/04
- .722 (13-18) Sean Scott, Central Conn. State vs. Valparaiso, 3/2/97
- .722 (13-18) Randy Kraayenbrink, N. Iowa vs. Cleveland St., 3/6/86



# TOURNAMENT RECORDS

## INDIVIDUAL

### Best Three Point Percentage (min. 5 made)

- .833 (5-6) Ken Tutt, Oral Roberts vs. UMKC, 3/8/04
- .833 (5-6) Jeff Monaco, Southern Utah vs. UMKC, 3/6/00
- .750 (5-6) Kenny Williams, Illinois-Chicago vs. Valparaiso, 3/7/94
- .750 (6-8) Odell Bradley, IUPUI vs. Southern Utah, 3/10/03
- .714 (5-7) Bryce Drew, Valparaiso vs. Western Illinois, 3/5/96
- .714 (5-7) Dave Redmon, Valparaiso vs. Youngstown State, 3/5/95
- .714 (5-7) Brian Hill, Illinois-Chicago vs. Northern Iowa, 3/5/90
- .636 (7-11) Bryce Drew, Valparaiso vs. Western Illinois, 3/7/95
- .625 (5-8) Many players tied

### Best Free Throw Percentage (min. 10 made)

- 1.000 (10-10) Raitis Grafts, Valparaiso vs. Chicago State, 3/9/03
- 1.000 (10-10) Johnny Hawk, Western Illinois vs. Eastern Illinois, 3/5/90
- .923 (12-13) Daryl Reed, Western Illinois vs. Cleveland State, 3/11/84
- .917 (11-12) Tony Freeman, Illinois-Chicago vs. N. Illinois, 3/3/91
- .909 (10-11) Chad Wilkerson, Oral Roberts vs. Youngstown St., 3/1/99
- .909 (10-11) Andre Smith, Youngstown State vs. Troy State, 3/3/95
- .909 (10-11) Steve Rowe, Eastern Illinois vs. Wright State, 3/8/92
- .909 (10-11) Winston Garland, SW Missouri St. vs. UW-Green Bay, 3/6/87
- .867 (13-15) Mike Haley, Wright State vs. Eastern Illinois, 3/8/92
- .846 (11-13) Lubos Barton, Valparaiso vs. Southern Utah, 3/7/00
- .846 (11-13) Ken McFadden, Cleveland State vs. Ill.-Chicago, 3/7/86

## TEAM

### Most Points Scored

118 Valparaiso vs. Chicago State, 3/3/96

### Most Rebounds

59 Oral Roberts vs. Southern Utah, 3/1/98

### Most Field Goals Made

38 Eastern Illinois vs. Valparaiso, 3/6/86  
 38 Illinois-Chicago vs. Cleveland State, 3/7/86  
 38 Illinois-Chicago vs. SW Missouri State, 3/6/85

### Most Field Goals Attempted

86 Southern Utah vs. Oral Roberts, 3/1/98

### Most Three-Point Field Goals Made

14 Oral Roberts vs. Western Illinois, 3/3/02  
 14 Valparaiso vs. IUPUI, 3/5/02

### Most Three-Point Field Goals Attempted

44 Troy State vs. Youngstown State, 3/3/95

### Most Free Throws Made

37 Valparaiso vs. Chicago State, 3/3/96

### Most Free Throws Attempted

51 Valparaiso vs. Northeastern Illinois, 3/3/97

### Most Assists

29 SW Missouri State vs. Illinois-Chicago, 3/6/85

### Most Blocks

9 Oral Roberts vs. IUPUI, 3/4/02

### Most Steals

19 Northeastern Illinois vs. UMKC, 3/2/97

### Best Field Goal Percentage

.732 (30-41) Northern Iowa vs. Cleveland State, 3/6/86

### Best Three-Point Percentage (min. 7 made)

.750 (9-12) UW-Green Bay vs. Western Illinois, 3/6/94

### Best Free Throw Percentage (min. 22 made)

.926 (25-27) Valparaiso vs. Central Connecticut State, 3/2/97

## All-Time Tournament Records

(based on winning percentage)

School	Won	Lost	Pct.	Games	Championships
<b>Valparaiso</b>	<b>29</b>	<b>10</b>	<b>.744</b>	<b>39</b>	<b>1995-96-97-98-99-00-02-04</b>
<b>IUPUI</b>	<b>8</b>	<b>3</b>	<b>.727</b>	<b>11</b>	<b>2003</b>
SW Missouri State	9	4	.692	13	1987-89
Cleveland State	11	7	.611	18	1986
Wright State	3	2	.600	5	1993
UW-Green Bay	10	8	.556	18	1991-94
Eastern Illinois	11	10	.524	21	1985-92
Illinois-Chicago	11	10	.524	21	
<b>Southern Utah</b>	<b>6</b>	<b>6</b>	<b>.500</b>	<b>12</b>	<b>2001</b>
Northeastern Illinois	1	1	.500	2	
Buffalo	3	4	.429	7	
<b>Oral Roberts</b>	<b>5</b>	<b>7</b>	<b>.417</b>	<b>12</b>	
Northern Iowa	4	6	.400	10	1990
<b>Western Illinois</b>	<b>11</b>	<b>18</b>	<b>.379</b>	<b>29</b>	<b>1984</b>
Youngstown State	4	7	.364	11	
Northern Illinois	2	4	.333	6	
Central Connecticut State	1	2	.333	3	
<b>UMKC</b>	<b>4</b>	<b>9</b>	<b>.308</b>	<b>13</b>	
<b>Chicago State</b>	<b>1</b>	<b>8</b>	<b>.111</b>	<b>9</b>	
<b>Centenary</b>	<b>0</b>	<b>1</b>	<b>.000</b>	<b>1</b>	
Troy State	0	1	.000	1	
Akron	0	2	.000	2	
<b>Oakland</b>	<b>0</b>	<b>3</b>	<b>.000</b>	<b>3</b>	

# POSTSEASON RESULTS



## MID-CON IN THE NCAA TOURNAMENT

With the exception of the 1994-95 season, the Mid-Continent Conference has had a representative in the NCAA Tournament each year since 1986, with ten current or former members earning trips to the "Big Dance." Former member Cleveland State earned an at-large bid to the 1986 NCAA Tournament, becoming the first Mid-Con squad to play in the NCAA's. SW Missouri State, another former Mid-Con member, became the first league team to earn an automatic bid to the NCAA Tournament in 1987. Two Mid-Con squads have advanced as far as the "Sweet 16" - Cleveland State in that trip in 1986, and Valparaiso, which had a magical ride in 1998. Mid-Con institutions in the NCAA's have included:

Current Members	Appearances	Won	Lost	Pct.	Best Finish
IUPUI	1 (2003)	0	1	.000	1st round (2003)
Southern Utah	1 (2001)	0	1	.000	1st round (2001)
Valparaiso	7 (1996-97-98-99-00-02-04)	2	7	.222	Sweet 16 (1998)
Former Members	Appearances	Won	Lost	Pct.	Best Finish
Cleveland State	1 (1986)	2	1	.667	Sweet 16 (1986)
Eastern Illinois	1 (1992)	0	1	.000	1st round (1992)
Northern Illinois	1 (1991)	0	1	.000	1st round (1991)
Northern Iowa	1 (1990)	1	1	.500	2nd round (1990)
SW Missouri State	4 (1987-88-89-90)	1	4	.200	2nd round (1987)
UW-Green Bay	2 (1991, 94)	1	2	.333	2nd round (1994)
Wright State	1 (1993)	0	1	.000	1st round (1993)
<b>TOTALS</b>	<b>19</b>	<b>7</b>	<b>19</b>	<b>.269</b>	

## SEEDING THE MID-CON TEAMS

Mid-Con teams have been seeded 12th or lower 18 times in 19 NCAA Tournament appearances. The Mid-Con's lone single-digit seed came in the 1990 NCAA Tournament, when SW Missouri State earned a No. 9 seed. Here is a detailed look at how the Mid-Con has been seeded in the NCAA Tournament:

Year	School	Seed	Region	First Round	Second Round	Regional Semifinal
1986	Cleveland State	No. 14	East	def. No. 3 Indiana, 83-79	def. No. 6 St. Joseph's, 75-69	lost to No. 7 Navy, 71-70
1987	SW Missouri State	No. 13	Southeast	def. No. 4 Clemson, 65-60	lost to No. 5 Kansas, 67-63	
1988	SW Missouri State	No. 13	West	lost to No. 4 UNLV, 54-50		
1989	SW Missouri State	No. 14	West	lost to No. 3 Seton Hall, 60-51		
1990	Northern Iowa	No. 14	Southeast	def. No. 3 Missouri, 74-71	lost to No. 6 Minnesota, 81-78	
	SW Missouri State	No. 9	Midwest	lost to No. 8 North Carolina, 83-70		
1991	Northern Illinois	No. 13	Midwest	lost to No. 4 St. John's, 75-68		
	UW-Green Bay	No. 12	West	lost to No. 5 Michigan State, 60-58		
1992	Eastern Illinois	No. 15	West	lost to No. 2 Indiana, 94-55		
1993	Wright State	No. 16	Midwest	lost to No. 1 Indiana, 97-54		
1994	UW-Green Bay	No. 12	West	def. No. 5 California, 61-57	lost to No. 4 Syracuse, 64-59	
1996	Valparaiso	No. 14	West	lost to No. 3 Arizona, 90-51		
1997	Valparaiso	No. 12	West	lost to No. 5 Boston College, 73-66		
1998	Valparaiso	No. 13	Midwest	def. No. 4 Mississippi, 70-69	def. No. 12 Florida State, 83-77 (OT)	lost to No. 8 Rhode Island, 74-68
1999	Valparaiso	No. 15	South	lost to No. 2 Maryland, 82-60		
2000	Valparaiso	No. 16	Midwest	lost to No. 1 Michigan State, 65-38		
2001	Southern Utah	No. 14	East	lost to No. 3 Boston College, 68-65		
2002	Valparaiso	No. 13	East	lost to No. 4 Kentucky, 83-68		
2003	IUPUI	No. 16	Midwest	lost to No. 1 Kentucky, 95-64		
2004	Valparaiso	No. 15	St. Louis	lost to No. 2 Gonzaga, 76-49		

## NCAA TOURNAMENT ODDS AND ENDS

<b>Offense:</b>	63.6 ppg (1,716 points in 27 games)	<b>Most Points, Game:</b>	83, Cleveland State vs. Indiana, 1986
<b>Defense:</b>	73.9 ppg (1,994 points in 27 games)	<b>Fewest Points, Game:</b>	38, Valparaiso vs. Florida State, 1998
<b>Scoring Margin:</b>	-10.3 ppg		
<b>Biggest Win:</b>	6 points, Cleveland State vs. St. Joseph's, 1986		
	6 points, Valparaiso vs. Florida State, 1998		
<b>Worst Defeat:</b>	43 points, Wright State vs. Indiana, 1993		

- Notes:**
- Despite the fact that it has had 13 NCAA Tourney representatives seeded 14th or lower, the Mid-Con's scoring margin in the NCAA's is a respectable -10.3 points per game. Ten of the 20 losses in NCAA Tourney play for Mid-Con teams have come by 10 points or less.
  - Mid-Con teams have squared off against some stiff competition in the first round of the NCAA Tournament, with the average seed of its opponents sitting at 3.4 after 20 appearances. Included among the teams that have eliminated Mid-Con squads are two Final Four participants (Seton Hall, 1989; Indiana, 1992) and a national champion (Michigan State, 2000).

## MID-CON IN THE NIT

Mid-Con teams have fared well in the postseason NIT, and the league had its first representative in 11 years when Valparaiso appeared in the 2003 event. No Mid-Con team has lost by more than six points in the NIT, and the six Mid-Con squads have combined to go 5-6 all-time in NIT play.

Year	School	First Round	Second Round	Quarterfinal
1986	SW Missouri State	def. Pittsburgh, 59-52	def. Marquette, 83-59	lost to Florida, 54-53
1987	Cleveland State	def. Tenn.-Chattanooga, 92-73	lost to Illinois State, 79-77	
1988	Cleveland State	def. Illinois State, 89-84 (OT)	lost to Ohio State, 86-80	
1990	UW-Green Bay	def. Southern Illinois, 73-60	lost to Saint Louis, 58-54	
1992	UW-Green Bay	lost to Manhattan, 67-65		
2003	Valparaiso	lost to Iowa, 62-60		